

# ACI Racing Weekend Imola, 22-23 Aprile 2023

## TCR Italy - Classifica Gara 1

Giri 15 = 73,635 km - Media 137,179 km/h - Tempo di gara 32'12.408

Imola Circuit 4.909 m

| Num.                         | Conditore                       | Naz | Concorrente            | Team                   | Auto                   | Classe | Giri | Tempo     | Dist.           | Rel.          | Giro Veloce        |
|------------------------------|---------------------------------|-----|------------------------|------------------------|------------------------|--------|------|-----------|-----------------|---------------|--------------------|
| 1                            | <b>18 BUTTI</b> Marco           | ITA | Target Competition     | Target Competition     | Hyundai Elantra N      | U25    | 15   | 32'12.408 |                 |               | 7 1'52.306         |
| 2                            | <b>72 GIROLAMI</b> Franco       | ARG | Aikoa Racing           | Aikoa Racing           | Audi RS3 LMS           |        | 15   | 32'12.881 | <b>0.473</b>    | <b>0.473</b>  | 12 <b>1'52.149</b> |
| 3                            | <b>1 LANGEVELD</b> Niels        | NLD | MM Motorsport          | MM Motorsport          | Honda Civic FL5        |        | 15   | 32'16.086 | <b>3.678</b>    | <b>3.205</b>  | 11 1'52.166        |
| 4                            | <b>14 JELMINI</b> Felice        | ITA | Jelmini Felice         | PMA                    | Audi RS3 LMS           |        | 15   | 32'22.088 | <b>9.680</b>    | <b>6.002</b>  | 9 1'52.853         |
| 5                            | <b>5 POLONI</b> Matteo          | ITA | Poloni Matteo          |                        | Audi RS3 LMS           |        | 15   | 32'24.472 | <b>12.064</b>   | <b>2.384</b>  | 9 1'52.829         |
| 6                            | <b>8 BABUIN</b> Denis           | ITA | Babuini Denis          |                        | Audi RS3 LMS           | MA     | 15   | 32'24.872 | <b>12.464</b>   | <b>0.400</b>  | 10 1'52.762        |
| 7                            | <b>76 COMTE</b> Aurelien        | FRA | Comte Aurelien         | SP Competition         | Cupra Leon Competicion |        | 15   | 32'26.081 | <b>13.673</b>   | <b>1.209</b>  | 12 1'52.972        |
| 8                            | <b>12 FERNANDEZ</b> Ruben       | ESP | Auto Club RC2 Valles   | Auto Club RC2 Valles   | Audi RS3 LMS           | MA     | 15   | 32'27.094 | <b>14.686</b>   | <b>1.013</b>  | 13 1'52.918        |
| 9                            | <b>25 ROCCA</b> Paolo           | ITA | Rocca Paolo            | MM Motorsport          | Honda Civic FK7 H70    | U25    | 15   | 32'32.478 | <b>20.070</b>   | <b>5.384</b>  | 9 1'53.176         |
| 10                           | <b>69 RAFFAELE</b> Francesca    | ITA | Raffaele Francesca     | Aikoa Racing           | Audi RS3 LMS           | U25    | 15   | 32'37.168 | <b>24.760</b>   | <b>4.690</b>  | 9 1'53.350         |
| 11                           | <b>64 LOSONCZY</b> Levente      | HUN | Aggressive Team Italia | Aggressive Team Italia | Hyundai Elantra N      | U25    | 15   | 32'38.354 | <b>25.946</b>   | <b>1.186</b>  | 7 1'53.407         |
| 12                           | <b>2 MASSARO</b> Rodolfo        | ITA | Target Competition     | Target Competition     | Hyundai Elantra N      |        | 15   | 32'38.891 | <b>26.483</b>   | <b>0.537</b>  | 9 1'53.676         |
| 13                           | <b>40 ANTTI</b> Rammo           | EST | ALM Motorsport         | ALM Motorsport         | Honda Civic FK7 H70    |        | 15   | 32'39.550 | <b>27.142</b>   | <b>0.659</b>  | 10 1'54.009        |
| 14                           | <b>10 PAOLINO</b> Federico      | ITA | Paolino Federico       |                        | Audi RS3 LMS           |        | 15   | 32'42.716 | <b>30.308</b>   | <b>3.166</b>  | 11 1'53.597        |
| 15                           | <b>4 GURRIERI</b> Raffaele      | ITA | Gurrieri Raffaele      |                        | Cupra Leon             | MA     | 15   | 32'47.425 | <b>35.017</b>   | <b>4.709</b>  | 9 1'54.341         |
| 16                           | <b>34 SCAMARDI</b> Giovanni     | BEL | Aggressive Team Italia | Aggressive Team Italia | Hyundai Elantra N      |        | 15   | 32'51.613 | <b>39.205</b>   | <b>4.188</b>  | 12 1'54.480        |
| 17                           | <b>23 VAHTEL</b> Mattias        | EST | ALM Motorsport         | ALM Motorsport         | Honda Civic FK7 H70    | U25    | 15   | 32'51.998 | <b>39.590</b>   | <b>0.385</b>  | 6 1'52.485         |
| 18                           | <b>13 VISDOMINI</b> Adriano     | ITA | Visdomini Adriano      |                        | Hyundai i30 N          | MA     | 15   | 32'52.316 | <b>39.908</b>   | <b>0.318</b>  | 11 1'54.415        |
| 19                           | <b>30 BARBERINI</b> Cosimo      | ITA | Barberini Cosimo       | NOS                    | Cupra Leon Competicion |        | 15   | 32'58.167 | <b>45.759</b>   | <b>5.851</b>  | 9 1'53.731         |
| 20                           | <b>67 PELLEGRINI</b> Marco      | ITA | Pellegrini Marco       | Pinetti Motorsport     | Audi RS3 LMS           | MA     | 15   | 33'02.690 | <b>50.282</b>   | <b>4.523</b>  | 11 1'53.533        |
| 21                           | <b>21 GUIDA</b> Nicola          | ITA | Guida Nicola           |                        | Audi RS3 LMS           | MA     | 15   | 33'05.732 | <b>53.324</b>   | <b>3.042</b>  | 11 1'54.003        |
| 22P                          | <b>11 REDUZZI</b> Damiano       | ITA | Reduzzi Damiano        | Trico WRT              | Hyundai Elantra N      | MA     | 15   | 33'06.115 | <b>53.707</b>   | <b>0.383</b>  | 15 1'54.260        |
| 23                           | <b>16 CARTIA</b> Giuseppe       | ITA | Cartia Giuseppe        | Trico WRT              | Hyundai i30 N          | U25    | 15   | 33'09.607 | <b>57.199</b>   | <b>3.492</b>  | 10 1'56.215        |
| 24                           | <b>33 CHIRIGUT</b> Horia-Traian | ROU | MM Motorsport          | MM Motorsport          | Honda Civic FK7 H70    | MA     | 15   | 33'16.294 | <b>1'03.886</b> | <b>6.687</b>  | 15 1'56.021        |
| 25                           | <b>73 MANOLIO</b> Gennaro       | ITA | Manolio Gennaro        |                        | Hyundai i30 N          |        | 15   | 33'17.418 | <b>1'05.010</b> | <b>1.124</b>  | 14 1'56.187        |
| 26                           | <b>19 FERNANDEZ</b> Felipe      | ESP | Auto Club RC2 Valles   | Auto Club RC2 Valles   | Audi RS3 LMS           |        | 15   | 33'17.685 | <b>1'05.277</b> | <b>0.267</b>  | 11 1'53.031        |
| 27                           | <b>48 NATALONI</b> Nello        | ITA | Nataloni Nello         |                        | Audi RS3 LMS           |        | 15   | 33'21.129 | <b>1'08.721</b> | <b>3.444</b>  | 15 1'56.037        |
| 28P                          | <b>37 LOPEZ BOLOTIN</b> Sergio  | VEN | Auto Club RC2 Valles   | Auto Club RC2 Valles   | Audi RS3 LMS           |        | 15   | 33'46.370 | <b>1'33.962</b> | <b>25.241</b> | 11 1'52.936        |
| 29                           | <b>44 IMBERTI</b> Michele       | ITA | Imberti Michele        |                        | Hyundai i30 N          |        | 12   | 26'53.777 | <b>3 Giri</b>   | <b>3 Giri</b> | 9 1'53.513         |
| ----- Non Classificati ----- |                                 |     |                        |                        |                        |        |      |           |                 |               |                    |
| RIT                          | <b>41 FERNANDEZ</b> Vector      | ESP | Auto Club RC2 Valles   | Auto Club RC2 Valles   | Audi RS3 LMS           | MA     | 7    | 17'28.350 | <b>8 Giri</b>   |               | 6 1'54.511         |
| RIT                          | <b>77 PUSSIER</b> Sylvain       | FRA | Pussier Sylvain        | SP Competition         | Cupra Leon Competicion | MA     | 6    | 15'30.088 | <b>9 Giri</b>   |               | 6 1'55.392         |
| RIT                          | <b>27 VOLT</b> Ruben            | EST | ALM Motorsport         | ALM Motorsport         | Honda Civic FK7 H70    | U25    | 0    |           |                 |               |                    |
| RIT                          | <b>9 PARK</b> Junul             | KOR | Solite Indigo Racing   | Target Competition     | Hyundai Elantra N      | U25    | 0    |           |                 |               |                    |

Partenti: 33 Classificati: 29 Non Classificati: 0 Ritirati: 4 Non Partiti: 0

Giro Veloce N. 12 Num. 72 Franco Girolami Tempo 1'52.149 Media. 157,580 Km/h

|            |     |       |      |
|------------|-----|-------|------|
| Umidità    | 46% | ARIA  | 23°C |
| Condizioni | DRY | Pista | 37°C |

### Penalty and Infringement

|       |                            |   |
|-------|----------------------------|---|
| 15.45 | <b>37 S. LOPEZ BOLOTIN</b> | Time Penalty 25 sec - Incident at T18 Steward decision n. 9 |
| 15.50 | <b>19 F. FERNANDEZ</b>     | Stop and Go Penalty   |
| 15.53 | <b>37 S. LOPEZ BOLOTIN</b> | Stop and Go Penalty   |
| 17.40 | <b>11 D. REDUZZI</b>       | Time Penalty 25 sec. for Stewards decision n. 10            |

Direttore di Gara : Massimiliano Ghinassi

Direttore di Prova : Gianluca Marotta

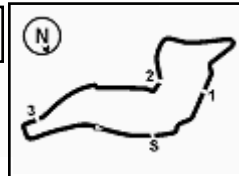
22/04/2023 Inizio 15:35 Fine 16:08

Esposta alle: .....





5.3



Imola Circuit 4.909 m

# ACI Racing Weekend Imola, 22-23 Aprile 2023

## TCR Italy - Classifica Dame Gara 1

Giri 15 = 73,635 km - Media 135,444 km/h - Tempo di gara 32'37.168

| Num. | Conduttore                   | Naz | Concorrente        | Team         | Auto         | Classe | Giri | Tempo     | Dist. | Rel. | Giro Veloce |
|------|------------------------------|-----|--------------------|--------------|--------------|--------|------|-----------|-------|------|-------------|
| 1    | <b>69 RAFFAELE</b> Francesca | ITA | Raffaele Francesca | Aikoa Racing | Audi RS3 LMS | U25    | 15   | 32'37.168 |       |      | 9 1'53.350  |

Partenti: 1 Classificati: 1 Non Classificati: 0 Ritirati: 0 Non Partiti: 0

Giro Veloce N. 9 Num. 69 Francesca Raffaele Tempo 1'53.350 Media. 155,910 Km/h

|            |     |       |      |
|------------|-----|-------|------|
| Umidità    | 46% | ARIA  | 23°C |
| Condizioni | DRY | Pista | 37°C |

Direttore di Gara : Massimiliano Ghinassi

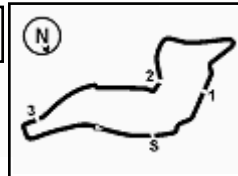
Direttore di Prova : Gianluca Marotta

|            |        |       |
|------------|--------|-------|
|            | Inizio | Fine  |
| 22/04/2023 | 15:35  | 16:08 |

Esposta alle: .....



Powered by FICr PERUGIA TIMING



Imola Circuit 4.909 m

## ACI Racing Weekend Imola, 22-23 Aprile 2023

### TCR Italy - Classifica Master Gara 1

Giri 15 = 73,635 km - Media 136,300 km/h - Tempo di gara 32'24.872

| Num.                                | Conduttore                      | Naz | Concorrente          | Team                 | Auto                   | Classe | Giri | Tempo     | Dist.         | Rel.          | Giro Veloce        |
|-------------------------------------|---------------------------------|-----|----------------------|----------------------|------------------------|--------|------|-----------|---------------|---------------|--------------------|
| 1                                   | <b>8 BABUIN</b> Denis           | ITA | Babuin Denis         |                      | Audi RS3 LMS           | MA     | 15   | 32'24.872 |               |               | 10 <b>1'52.762</b> |
| 2                                   | <b>12 FERNANDEZ</b> Ruben       | ESP | Auto Club RC2 Valles | Auto Club RC2 Valles | Audi RS3 LMS           | MA     | 15   | 32'27.094 | <b>2.222</b>  | <b>2.222</b>  | 13 1'52.918        |
| 3                                   | <b>4 GURRIERI</b> Raffaele      | ITA | Gurreri Raffaele     |                      | Cupra Leon             | MA     | 15   | 32'47.425 | <b>22.553</b> | <b>20.331</b> | 9 1'54.341         |
| 4                                   | <b>13 VISDOMINI</b> Adriano     | ITA | Visdomini Adriano    |                      | Hyundai i30 N          | MA     | 15   | 32'52.316 | <b>27.444</b> | <b>4.891</b>  | 11 1'54.415        |
| 5                                   | <b>67 PELLEGRINI</b> Marco      | ITA | Pellegrini Marco     | Pinetti Motorsport   | Audi RS3 LMS           | MA     | 15   | 33'02.690 | <b>37.818</b> | <b>10.374</b> | 11 1'53.533        |
| 6                                   | <b>21 GUIDA</b> Nicola          | ITA | Guida Nicola         |                      | Audi RS3 LMS           | MA     | 15   | 33'05.732 | <b>40.860</b> | <b>3.042</b>  | 11 1'54.003        |
| 7P                                  | <b>11 REDUZZI</b> Damiano       | ITA | Reduzzi Damiano      | Trico WRT            | Hyundai Elantra N      | MA     | 15   | 33'06.115 | <b>41.243</b> | <b>0.383</b>  | 15 1'54.260        |
| 8                                   | <b>33 CHIRIGUT</b> Horia-Traian | ROU | MM Motorsport        | MM Motorsport        | Honda Civic FK7 H70    | MA     | 15   | 33'16.294 | <b>51.422</b> | <b>10.179</b> | 15 1'56.021        |
| ----- <b>Non Classificati</b> ----- |                                 |     |                      |                      |                        |        |      |           |               |               |                    |
| RIT                                 | <b>41 FERNANDEZ</b> Vector      | ESP | Auto Club RC2 Valles | Auto Club RC2 Valles | Audi RS3 LMS           | MA     | 7    | 17'28.350 | <b>8 Giri</b> |               | 6 1'54.511         |
| RIT                                 | <b>77 PUSSIER</b> Sylvain       | FRA | Pussier Sylvain      | SP Competition       | Cupra Leon Competition | MA     | 6    | 15'30.088 | <b>9 Giri</b> |               | 6 1'55.392         |

Partenti: 10 Classificati: 8 Non Classificati: 0 Ritirati: 2 Non Partiti: 0

Giro Veloce N. 10 Num. 8 Denis Babuin Tempo 1'52.762 Media. 156,723 Km/h

|            |     |       |      |
|------------|-----|-------|------|
| Umidità    | 46% | ARIA  | 23°C |
| Condizioni | DRY | Pista | 37°C |

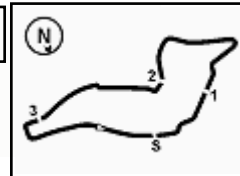
Direttore di Gara : Massimiliano Ghinassi

Direttore di Prova : Gianluca Marotta

22/04/2023 Inizio 15:35 Fine 16:08

Esposta alle: .....





Imola Circuit 4.909 m

## ACI Racing Weekend Imola, 22-23 Aprile 2023

### TCR Italy - Classifica Under Gara 1

Giri 15 = 73,635 km - Media 137,179 km/h - Tempo di gara 32'12.408

| Num.                         | Conducente                   | Naz | Concorrente            | Team                   | Auto                | Classe | Giri | Tempo     | Dist.         | Rel.          | Giro Veloce       |
|------------------------------|------------------------------|-----|------------------------|------------------------|---------------------|--------|------|-----------|---------------|---------------|-------------------|
| 1                            | <b>18 BUTTI</b> Marco        | ITA | Target Competition     | Target Competition     | Hyundai Elantra N   | U25    | 15   | 32'12.408 |               |               | 7 <b>1'52.306</b> |
| 2                            | <b>25 ROCCA</b> Paolo        | ITA | Rocca Paolo            | MM Motorsport          | Honda Civic FK7 H70 | U25    | 15   | 32'32.478 | <b>20.070</b> | <b>20.070</b> | 9 1'53.176        |
| 3                            | <b>69 RAFFAELE</b> Francesca | ITA | Raffaele Francesca     | Aikoa Racing           | Audi RS3 LMS        | U25    | 15   | 32'37.168 | <b>24.760</b> | <b>4.690</b>  | 9 1'53.350        |
| 4                            | <b>64 LOSONCZY</b> Levente   | HUN | Aggressive Team Italia | Aggressive Team Italia | Hyundai Elantra N   | U25    | 15   | 32'38.354 | <b>25.946</b> | <b>1.186</b>  | 7 1'53.407        |
| 5                            | <b>23 VAHTEL</b> Mattias     | EST | ALM Motorsport         | ALM Motorsport         | Honda Civic FK7 H70 | U25    | 15   | 32'51.998 | <b>39.590</b> | <b>13.644</b> | 6 1'52.485        |
| 6                            | <b>16 CARTIA</b> Giuseppe    | ITA | Cartia Giuseppe        | Trico WRT              | Hyundai i30 N       | U25    | 15   | 33'09.607 | <b>57.199</b> | <b>17.609</b> | 10 1'56.215       |
| ----- Non Classificati ----- |                              |     |                        |                        |                     |        |      |           |               |               |                   |
| RIT                          | <b>27 VOLT</b> Ruben         | EST | ALM Motorsport         | ALM Motorsport         | Honda Civic FK7 H70 | U25    | 0    |           |               |               |                   |
| RIT                          | <b>9 PARK</b> Junul          | KOR | Solite Indigo Racing   | Target Competition     | Hyundai Elantra N   | U25    | 0    |           |               |               |                   |

Partenti: 8 Classificati: 6 Non Classificati: 0 Ritirati: 2 Non Partiti: 0  
 Giro Veloce N. 7 Num. 18 Marco Butti Tempo 1'52.306 Media. 157,359 Km/h

|            |     |       |      |
|------------|-----|-------|------|
| Umidità    | 46% | ARIA  | 23°C |
| Condizioni | DRY | Pista | 37°C |

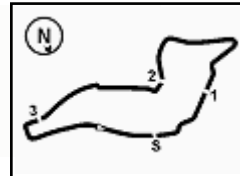
Direttore di Gara : Massimiliano Ghinassi

Direttore di Prova : Gianluca Marotta

22/04/2023 Inizio 15:35 Fine 16:08

Esposta alle: .....





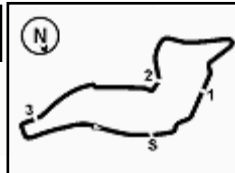
Imola Circuit 4.909 m

**ACI Racing Weekend Imola, 22-23 Aprile 2023**
**TCR Italy - Contagiri Gara 1**

| Giro |    |    |    |    |    |    |    |    |    |    |    |    |    |    |    |
|------|----|----|----|----|----|----|----|----|----|----|----|----|----|----|----|
|      | 1  | 2  | 3  | 4  | 5  | 6  | 7  | 8  | 9  | 10 | 11 | 12 | 13 | 14 | 15 |
| 1    | 18 | 18 | 18 | 18 | 18 | 18 | 18 | 18 | 18 | 18 | 18 | 18 | 18 | 18 | 18 |
| 2    | 23 | 23 | 23 | 23 | 23 | 23 | 23 | 23 | 23 | 72 | 72 | 72 | 72 | 72 | 72 |
| 3    | 1  | 1  | 1  | 1  | 1  | 1  | 1  | 72 | 72 | 1  | 1  | 1  | 1  | 1  | 1  |
| 4    | 5  | 5  | 5  | 5  | 72 | 72 | 72 | 1  | 1  | 23 | 14 | 14 | 14 | 14 | 14 |
| 5    | 72 | 72 | 72 | 72 | 5  | 5  | 5  | 5  | 5  | 5  | 5  | 5  | 5  | 5  | 5  |
| 6    | 14 | 14 | 14 | 14 | 14 | 14 | 14 | 14 | 14 | 14 | 8  | 8  | 8  | 8  | 8  |
| 7    | 64 | 64 | 64 | 64 | 64 | 64 | 64 | 8  | 8  | 8  | 76 | 76 | 76 | 76 | 76 |
| 8    | 8  | 25 | 25 | 25 | 25 | 8  | 8  | 64 | 76 | 76 | 12 | 12 | 12 | 12 | 12 |
| 9    | 25 | 8  | 8  | 8  | 8  | 25 | 76 | 76 | 12 | 12 | 23 | 25 | 25 | 25 | 25 |
| 10   | 76 | 76 | 76 | 76 | 76 | 76 | 25 | 12 | 25 | 25 | 25 | 64 | 64 | 69 | 69 |
| 11   | 12 | 12 | 12 | 12 | 12 | 12 | 12 | 25 | 64 | 64 | 64 | 69 | 69 | 64 | 64 |
| 12   | 37 | 37 | 37 | 37 | 37 | 37 | 37 | 44 | 44 | 44 | 69 | 23 | 2  | 2  | 2  |
| 13   | 44 | 44 | 44 | 44 | 44 | 44 | 44 | 69 | 69 | 69 | 44 | 44 | 40 | 40 | 40 |
| 14   | 69 | 69 | 69 | 69 | 69 | 69 | 69 | 2  | 2  | 2  | 2  | 23 | 11 | 11 | 11 |
| 15   | 2  | 2  | 2  | 2  | 2  | 2  | 2  | 40 | 40 | 40 | 40 | 40 | 11 | 10 | 10 |
| 16   | 40 | 40 | 40 | 40 | 40 | 40 | 40 | 19 | 11 | 11 | 11 | 10 | 10 | 4  | 4  |
| 17   | 11 | 11 | 11 | 11 | 11 | 11 | 19 | 19 | 11 | 4  | 10 | 10 | 11 | 4  | 67 |
| 18   | 19 | 19 | 19 | 19 | 19 | 11 | 11 | 4  | 10 | 4  | 4  | 4  | 67 | 30 | 23 |
| 19   | 77 | 77 | 77 | 77 | 77 | 77 | 4  | 10 | 30 | 30 | 30 | 67 | 30 | 23 | 13 |
| 20   | 4  | 4  | 4  | 4  | 4  | 4  | 10 | 30 | 67 | 67 | 67 | 30 | 34 | 34 | 30 |
| 21   | 10 | 10 | 10 | 10 | 10 | 10 | 30 | 67 | 34 | 34 | 34 | 34 | 13 | 13 | 67 |
| 22   | 41 | 41 | 41 | 41 | 41 | 41 | 41 | 34 | 13 | 13 | 13 | 13 | 21 | 21 | 21 |
| 23   | 30 | 30 | 30 | 30 | 30 | 30 | 34 | 13 | 19 | 16 | 16 | 16 | 16 | 16 | 16 |
| 24   | 67 | 67 | 67 | 67 | 34 | 34 | 67 | 37 | 16 | 21 | 21 | 21 | 33 | 33 | 33 |
| 25   | 16 | 16 | 16 | 16 | 67 | 67 | 13 | 16 | 33 | 33 | 33 | 33 | 73 | 73 | 73 |
| 26   | 48 | 48 | 48 | 73 | 13 | 13 | 16 | 33 | 21 | 73 | 73 | 73 | 48 | 19 | 19 |
| 27   | 73 | 73 | 73 | 48 | 16 | 16 | 33 | 73 | 73 | 48 | 48 | 48 | 19 | 48 | 48 |
| 28   | 34 | 34 | 34 | 34 | 33 | 33 | 73 | 21 | 48 | 19 | 19 | 19 | 37 | 37 | 37 |
| 29   | 13 | 13 | 13 | 13 | 73 | 73 | 48 | 48 | 37 | 37 | 37 | 37 |    |    |    |
| 30   | 33 | 33 | 33 | 33 | 48 | 48 | 21 |    |    |    |    |    |    |    |    |
| 31   | 21 | 21 | 21 | 21 | 21 | 21 |    |    |    |    |    |    |    |    |    |

| Final Result |                              |          |
|--------------|------------------------------|----------|
| 1            | <b>18 BUTTI M.</b>           | Giri 15  |
| 2            | <b>72 GIROLAMI F.</b>        | 0.473    |
| 3            | <b>1 LANGEVELD N.</b>        | 3.678    |
| 4            | <b>14 JELMINI F.</b>         | 9.680    |
| 5            | <b>5 POLONI M.</b>           | 12.064   |
| 6            | <b>8 BABUIN D.</b>           | 12.464   |
| 7            | <b>76 COMTE A.</b>           | 13.673   |
| 8            | <b>12 FERNANDEZ R.</b>       | 14.686   |
| 9            | <b>25 ROCCA P.</b>           | 20.070   |
| 10           | <b>69 RAFFAELE F.</b>        | 24.760   |
| 11           | <b>64 LOSONCZY L.</b>        | 25.946   |
| 12           | <b>2 MASSARO R.</b>          | 26.483   |
| 13           | <b>40 ANTTI R.</b>           | 27.142   |
| 14           | <b>10 PAOLINO F.</b>         | 30.308   |
| 15           | <b>4 GURRIERI R.</b>         | 35.017   |
| 16           | <b>34 SCAMARDI G.</b>        | 39.205   |
| 17           | <b>23 VAHTEL M.</b>          | 39.590   |
| 18           | <b>13 VISDOMINI A.</b>       | 39.908   |
| 19           | <b>30 BARBERINI C.</b>       | 45.759   |
| 20           | <b>67 PELLEGRINI M.</b>      | 50.282   |
| 21           | <b>21 GUIDA N.</b>           | 53.324   |
| 22           | <b>11 REDUZZI D. (P)</b>     | 53.707   |
| 23           | <b>16 CARTIA G.</b>          | 57.199   |
| 24           | <b>33 CHIRIGUT H.</b>        | 1'03.886 |
| 25           | <b>73 MANOLIO G.</b>         | 1'05.010 |
| 26           | <b>19 FERNANDEZ F.</b>       | 1'05.277 |
| 27           | <b>48 NATALONI N.</b>        | 1'08.721 |
| 28           | <b>37 LOPEZ BOLOTIN S. (</b> | 1'33.962 |
| 29           | <b>44 IMBERTI M.</b>         | 3 Giri   |
| RIT          | <b>41 FERNANDEZ V.</b>       | 8 Giri   |
| RIT          | <b>77 PUSSIER S.</b>         | 9 Giri   |
| RIT          | <b>27 VOLT R.</b>            |          |
| RIT          | <b>9 PARK J.</b>             |          |





# ACI Racing Weekend Imola, 22-23 Aprile 2023

## TCR Italy - Best Sectors & Speed Gara 1

**CLASSIFICA**

|     |                                 |                        |          |
|-----|---------------------------------|------------------------|----------|
| 1   | <b>18 BUTTI</b> Marco           | Hvundai Elantra N      | Giri 15  |
| 2   | <b>72 GIROLAMI</b> Franco       | Audi RS3 LMS           | 0.473    |
| 3   | <b>1 LANGEVELD</b> Niels        | Honda Civic FL5        | 3.678    |
| 4   | <b>14 JELMINI</b> Felice        | Audi RS3 LMS           | 9.680    |
| 5   | <b>5 POLONI</b> Matteo          | Audi RS3 LMS           | 12.064   |
| 6   | <b>8 BABUIN</b> Denis           | Audi RS3 LMS           | 12.464   |
| 7   | <b>76 COMTE</b> Aurelien        | Cupra Leon Competicion | 13.673   |
| 8   | <b>12 FERNANDEZ</b> Ruben       | Audi RS3 LMS           | 14.686   |
| 9   | <b>25 ROCCA</b> Paolo           | Honda Civic FK7 H70    | 20.070   |
| 10  | <b>69 RAFFAELE</b> Francesca    | Audi RS3 LMS           | 24.760   |
| 11  | <b>64 LOSONCZY</b> Levente      | Hvundai Elantra N      | 25.946   |
| 12  | <b>2 MASSARO</b> Rodolfo        | Hvundai Elantra N      | 26.483   |
| 13  | <b>40 ANTTI</b> Rammo           | Honda Civic FK7 H70    | 27.142   |
| 14  | <b>10 PAOLINO</b> Federico      | Audi RS3 LMS           | 30.308   |
| 15  | <b>4 GURRIERI</b> Raffaele      | Cupra Leon             | 35.017   |
| 16  | <b>34 SCAMARDI</b> Giovanni     | Hvundai Elantra N      | 39.205   |
| 17  | <b>23 VAHTEL</b> Mattias        | Honda Civic FK7 H70    | 39.590   |
| 18  | <b>13 VISDOMINI</b> Adriano     | Audi RS3 LMS           | 39.908   |
| 19  | <b>30 BARBERINI</b> Cosimo      | Cupra Leon Competicion | 45.759   |
| 20  | <b>67 PELLEGRINI</b> Marco      | Audi RS3 LMS           | 50.282   |
| 21  | <b>21 GUIDA</b> Nicola          | Audi RS3 LMS           | 53.324   |
| 22  | <b>11 REDUZZI</b> Damiano       | Hvundai Elantra N      | 53.707   |
| 23  | <b>16 CARTIA</b> Giuseppe       | Hvundai i30 N          | 57.199   |
| 24  | <b>33 CHIRIGUT</b> Horia-Traian | Honda Civic FK7 H70    | 1'03.886 |
| 25  | <b>73 MANOLIO</b> Gennaro       | Hvundai i30 N          | 1'05.010 |
| 26  | <b>19 FERNANDEZ</b> Felipe      | Audi RS3 LMS           | 1'05.277 |
| 27  | <b>48 NATALONI</b> Nello        | Audi RS3 LMS           | 1'08.721 |
| 28  | <b>37 LOPEZ BOLOTIN</b> Sergio  | Audi RS3 LMS           | 1'33.962 |
| 29  | <b>44 IMBERTI</b> Michele       | Hvundai i30 N          | 3 Giri   |
| RIT | <b>41 FERNANDEZ</b> Vector      | Audi RS3 LMS           | 8 Giri   |
| RIT | <b>77 PUSSIER</b> Sylvain       | Cupra Leon Competicion | 9 Giri   |
| RIT | <b>9 PARK</b> Junul             | Hvundai Elantra N      |          |
| RIT | <b>27 VOLT</b> Ruben            | Honda Civic FK7 H70    |          |

**SPEED**

|    |                                 |                        |       |
|----|---------------------------------|------------------------|-------|
| 1  | <b>69 RAFFAELE</b> Francesca    | Audi RS3 LMS           | 256,5 |
| 2  | <b>41 FERNANDEZ</b> Vector      | Audi RS3 LMS           | 255,9 |
| 3  | <b>2 MASSARO</b> Rodolfo        | Hvundai Elantra N      | 255,3 |
| 4  | <b>5 POLONI</b> Matteo          | Audi RS3 LMS           | 255,3 |
| 5  | <b>8 BABUIN</b> Denis           | Audi RS3 LMS           | 255,3 |
| 6  | <b>12 FERNANDEZ</b> Ruben       | Audi RS3 LMS           | 255,3 |
| 7  | <b>1 LANGEVELD</b> Niels        | Honda Civic FL5        | 254,7 |
| 8  | <b>19 FERNANDEZ</b> Felipe      | Audi RS3 LMS           | 254,7 |
| 9  | <b>67 PELLEGRINI</b> Marco      | Audi RS3 LMS           | 254,7 |
| 10 | <b>14 JELMINI</b> Felice        | Audi RS3 LMS           | 254,1 |
| 11 | <b>21 GUIDA</b> Nicola          | Audi RS3 LMS           | 254,1 |
| 12 | <b>72 GIROLAMI</b> Franco       | Audi RS3 LMS           | 252,9 |
| 13 | <b>37 LOPEZ BOLOTIN</b> Sergio  | Audi RS3 LMS           | 252,3 |
| 14 | <b>44 IMBERTI</b> Michele       | Hvundai i30 N          | 251,7 |
| 15 | <b>10 PAOLINO</b> Federico      | Audi RS3 LMS           | 251,7 |
| 16 | <b>48 NATALONI</b> Nello        | Audi RS3 LMS           | 250,6 |
| 17 | <b>64 LOSONCZY</b> Levente      | Hvundai Elantra N      | 250,6 |
| 18 | <b>25 ROCCA</b> Paolo           | Honda Civic FK7 H70    | 250,0 |
| 19 | <b>30 BARBERINI</b> Cosimo      | Cupra Leon Competicion | 250,0 |
| 20 | <b>76 COMTE</b> Aurelien        | Cupra Leon Competicion | 250,0 |
| 21 | <b>34 SCAMARDI</b> Giovanni     | Hvundai Elantra N      | 248,8 |
| 22 | <b>73 MANOLIO</b> Gennaro       | Hvundai i30 N          | 248,8 |
| 23 | <b>13 VISDOMINI</b> Adriano     | Audi RS3 LMS           | 248,8 |
| 24 | <b>4 GURRIERI</b> Raffaele      | Cupra Leon             | 248,8 |
| 25 | <b>40 ANTTI</b> Rammo           | Honda Civic FK7 H70    | 248,3 |
| 26 | <b>77 PUSSIER</b> Sylvain       | Cupra Leon Competicion | 248,3 |
| 27 | <b>11 REDUZZI</b> Damiano       | Hvundai Elantra N      | 248,3 |
| 28 | <b>23 VAHTEL</b> Mattias        | Honda Civic FK7 H70    | 247,7 |
| 29 | <b>18 BUTTI</b> Marco           | Hvundai Elantra N      | 246,0 |
| 30 | <b>16 CARTIA</b> Giuseppe       | Hvundai i30 N          | 244,3 |
| 31 | <b>33 CHIRIGUT</b> Horia-Traian | Honda Civic FK7 H70    | 243,8 |

**SEG. 1**

|    |                                 |        |
|----|---------------------------------|--------|
| 1  | <b>72 GIROLAMI</b> Franco       | 23.106 |
| 2  | <b>14 JELMINI</b> Felice        | 23.211 |
| 3  | <b>1 LANGEVELD</b> Niels        | 23.237 |
| 4  | <b>5 POLONI</b> Matteo          | 23.242 |
| 5  | <b>69 RAFFAELE</b> Francesca    | 23.255 |
| 6  | <b>23 VAHTEL</b> Mattias        | 23.321 |
| 7  | <b>8 BABUIN</b> Denis           | 23.322 |
| 8  | <b>12 FERNANDEZ</b> Ruben       | 23.325 |
| 9  | <b>64 LOSONCZY</b> Levente      | 23.376 |
| 10 | <b>18 BUTTI</b> Marco           | 23.384 |
| 11 | <b>2 MASSARO</b> Rodolfo        | 23.393 |
| 12 | <b>67 PELLEGRINI</b> Marco      | 23.434 |
| 13 | <b>37 LOPEZ BOLOTIN</b> Sergio  | 23.442 |
| 14 | <b>25 ROCCA</b> Paolo           | 23.466 |
| 15 | <b>44 IMBERTI</b> Michele       | 23.484 |
| 16 | <b>4 GURRIERI</b> Raffaele      | 23.557 |
| 17 | <b>19 FERNANDEZ</b> Felipe      | 23.567 |
| 18 | <b>76 COMTE</b> Aurelien        | 23.568 |
| 19 | <b>10 PAOLINO</b> Federico      | 23.569 |
| 20 | <b>21 GUIDA</b> Nicola          | 23.577 |
| 21 | <b>30 BARBERINI</b> Cosimo      | 23.622 |
| 22 | <b>34 SCAMARDI</b> Giovanni     | 23.769 |
| 23 | <b>40 ANTTI</b> Rammo           | 23.809 |
| 24 | <b>11 REDUZZI</b> Damiano       | 23.848 |
| 25 | <b>13 VISDOMINI</b> Adriano     | 23.863 |
| 26 | <b>33 CHIRIGUT</b> Horia-Traian | 23.964 |
| 27 | <b>41 FERNANDEZ</b> Vector      | 23.977 |
| 28 | <b>48 NATALONI</b> Nello        | 24.014 |
| 29 | <b>77 PUSSIER</b> Sylvain       | 24.058 |
| 30 | <b>16 CARTIA</b> Giuseppe       | 24.111 |
| 31 | <b>73 MANOLIO</b> Gennaro       | 24.224 |
| 32 | <b>9 PARK</b> Junul             | 30.077 |
| 33 | <b>27 VOLT</b> Ruben            | 31.025 |

**SEG. 2**

|    |                                 |        |
|----|---------------------------------|--------|
| 1  | <b>1 LANGEVELD</b> Niels        | 36.820 |
| 2  | <b>12 FERNANDEZ</b> Ruben       | 36.949 |
| 3  | <b>8 BABUIN</b> Denis           | 36.960 |
| 4  | <b>18 BUTTI</b> Marco           | 36.971 |
| 5  | <b>72 GIROLAMI</b> Franco       | 36.996 |
| 6  | <b>19 FERNANDEZ</b> Felipe      | 37.003 |
| 7  | <b>37 LOPEZ BOLOTIN</b> Sergio  | 37.063 |
| 8  | <b>23 VAHTEL</b> Mattias        | 37.064 |
| 9  | <b>14 JELMINI</b> Felice        | 37.086 |
| 10 | <b>76 COMTE</b> Aurelien        | 37.112 |
| 11 | <b>25 ROCCA</b> Paolo           | 37.217 |
| 12 | <b>64 LOSONCZY</b> Levente      | 37.248 |
| 13 | <b>5 POLONI</b> Matteo          | 37.312 |
| 14 | <b>67 PELLEGRINI</b> Marco      | 37.321 |
| 15 | <b>30 BARBERINI</b> Cosimo      | 37.354 |
| 16 | <b>69 RAFFAELE</b> Francesca    | 37.382 |
| 17 | <b>40 ANTTI</b> Rammo           | 37.386 |
| 18 | <b>2 MASSARO</b> Rodolfo        | 37.401 |
| 19 | <b>4 GURRIERI</b> Raffaele      | 37.513 |
| 20 | <b>44 IMBERTI</b> Michele       | 37.516 |
| 21 | <b>10 PAOLINO</b> Federico      | 37.537 |
| 22 | <b>11 REDUZZI</b> Damiano       | 37.574 |
| 23 | <b>13 VISDOMINI</b> Adriano     | 37.588 |
| 24 | <b>77 PUSSIER</b> Sylvain       | 37.599 |
| 25 | <b>34 SCAMARDI</b> Giovanni     | 37.620 |
| 26 | <b>41 FERNANDEZ</b> Vector      | 37.763 |
| 27 | <b>21 GUIDA</b> Nicola          | 37.847 |
| 28 | <b>33 CHIRIGUT</b> Horia-Traian | 37.938 |
| 29 | <b>16 CARTIA</b> Giuseppe       | 38.131 |
| 30 | <b>48 NATALONI</b> Nello        | 38.348 |
| 31 | <b>73 MANOLIO</b> Gennaro       | 38.393 |
| 32 | <b>27 VOLT</b> Ruben            | 38.734 |
| 33 | <b>9 PARK</b> Junul             | 38.831 |

**SEG. 3**

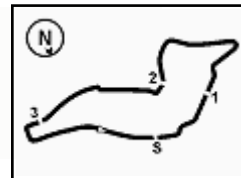
|    |                                 |        |
|----|---------------------------------|--------|
| 1  | <b>72 GIROLAMI</b> Franco       | 31.663 |
| 2  | <b>18 BUTTI</b> Marco           | 31.798 |
| 3  | <b>1 LANGEVELD</b> Niels        | 31.876 |
| 4  | <b>5 POLONI</b> Matteo          | 31.953 |
| 5  | <b>76 COMTE</b> Aurelien        | 31.989 |
| 6  | <b>8 BABUIN</b> Denis           | 32.007 |
| 7  | <b>23 VAHTEL</b> Mattias        | 32.022 |
| 8  | <b>25 ROCCA</b> Paolo           | 32.031 |
| 9  | <b>14 JELMINI</b> Felice        | 32.043 |
| 10 | <b>21 GUIDA</b> Nicola          | 32.106 |
| 11 | <b>37 LOPEZ BOLOTIN</b> Sergio  | 32.107 |
| 12 | <b>11 REDUZZI</b> Damiano       | 32.117 |
| 13 | <b>19 FERNANDEZ</b> Felipe      | 32.124 |
| 14 | <b>12 FERNANDEZ</b> Ruben       | 32.158 |
| 15 | <b>10 PAOLINO</b> Federico      | 32.160 |
| 16 | <b>69 RAFFAELE</b> Francesca    | 32.191 |
| 17 | <b>40 ANTTI</b> Rammo           | 32.222 |
| 18 | <b>13 VISDOMINI</b> Adriano     | 32.265 |
| 19 | <b>67 PELLEGRINI</b> Marco      | 32.271 |
| 20 | <b>64 LOSONCZY</b> Levente      | 32.284 |
| 21 | <b>44 IMBERTI</b> Michele       | 32.297 |
| 22 | <b>2 MASSARO</b> Rodolfo        | 32.316 |
| 23 | <b>41 FERNANDEZ</b> Vector      | 32.321 |
| 24 | <b>34 SCAMARDI</b> Giovanni     | 32.363 |
| 25 | <b>30 BARBERINI</b> Cosimo      | 32.398 |
| 26 | <b>77 PUSSIER</b> Sylvain       | 32.521 |
| 27 | <b>4 GURRIERI</b> Raffaele      | 32.524 |
| 28 | <b>73 MANOLIO</b> Gennaro       | 32.843 |
| 29 | <b>48 NATALONI</b> Nello        | 32.909 |
| 30 | <b>33 CHIRIGUT</b> Horia-Traian | 32.929 |
| 31 | <b>16 CARTIA</b> Giuseppe       | 32.958 |
| 32 | <b>9 PARK</b> Junul             | 33.688 |

**SEG. 4**

|    |                                 |        |
|----|---------------------------------|--------|
| 1  | <b>8 BABUIN</b> Denis           | 19.925 |
| 2  | <b>72 GIROLAMI</b> Franco       | 19.949 |
| 3  | <b>23 VAHTEL</b> Mattias        | 19.951 |
| 4  | <b>19 FERNANDEZ</b> Felipe      | 19.954 |
| 5  | <b>18 BUTTI</b> Marco           | 19.957 |
| 6  | <b>67 PELLEGRINI</b> Marco      | 19.984 |
| 7  | <b>5 POLONI</b> Matteo          | 19.985 |
| 8  | <b>1 LANGEVELD</b> Niels        | 20.008 |
| 9  | <b>12 FERNANDEZ</b> Ruben       | 20.017 |
| 10 | <b>14 JELMINI</b> Felice        | 20.041 |
| 11 | <b>44 IMBERTI</b> Michele       | 20.062 |
| 12 | <b>76 COMTE</b> Aurelien        | 20.098 |
| 13 | <b>21 GUIDA</b> Nicola          | 20.108 |
| 14 | <b>69 RAFFAELE</b> Francesca    | 20.111 |
| 15 | <b>25 ROCCA</b> Paolo           | 20.134 |
| 16 | <b>2 MASSARO</b> Rodolfo        | 20.166 |
| 17 | <b>4 GURRIERI</b> Raffaele      | 20.167 |
| 18 | <b>13 VISDOMINI</b> Adriano     | 20.171 |
| 19 | <b>30 BARBERINI</b> Cosimo      | 20.185 |
| 20 | <b>10 PAOLINO</b> Federico      | 20.194 |
| 21 | <b>37 LOPEZ BOLOTIN</b> Sergio  | 20.209 |
| 22 | <b>77 PUSSIER</b> Sylvain       | 20.286 |
| 23 | <b>40 ANTTI</b> Rammo           | 20.305 |
| 24 | <b>64 LOSONCZY</b> Levente      | 20.340 |
| 25 | <b>73 MANOLIO</b> Gennaro       | 20.346 |
| 26 | <b>11 REDUZZI</b> Damiano       | 20.359 |
| 27 | <b>48 NATALONI</b> Nello        | 20.372 |
| 28 | <b>34 SCAMARDI</b> Giovanni     | 20.374 |
| 29 | <b>16 CARTIA</b> Giuseppe       | 20.390 |
| 30 | <b>41 FERNANDEZ</b> Vector      | 20.394 |
| 31 | <b>33 CHIRIGUT</b> Horia-Traian | 20.555 |







Imola Circuit 4.909 m

**ACI Racing Weekend Imola, 22-23 Aprile 2023**
**TCR Italy - Analisi Tempi Gara 1**

Start at 15:34'45.091

**1 / 5**

| 1 N. LANGEVELD (1'52.166) |               |               |               |               |                 |              |              |
|---------------------------|---------------|---------------|---------------|---------------|-----------------|--------------|--------------|
| Giro                      | Seg.1         | Seg.2         | Seg.3         | Seg.4         | T. Giro         | km/h         | Local Time   |
| 1                         |               | 37.296        | 32.246        | 20.294        | 1'58.104        |              | 15:36'43.195 |
| 2                         | 34.024        | 1'05.670      | 58.853        | 38.988        | 3'17.535        | 213,0        | 15:40'00.730 |
| 3                         | 41.560        | 1'01.199      | 59.542        | 36.926        | 3'19.227        | 114,4        | 15:43'19.957 |
| 4                         | 43.504        | 57.444        | 49.138        | 27.260        | 2'57.346        | 100,9        | 15:46'17.303 |
| 5                         | 24.953        | 37.210        | 32.175        | <b>20.008</b> | 1'54.346        | 230,3        | 15:48'11.649 |
| 6                         | 23.402        | 37.054        | 32.125        | 20.070        | 1'52.651        | 252,3        | 15:50'04.300 |
| 7                         | 23.243        | 36.961        | 32.100        | 20.058        | 1'52.362        | 252,9        | 15:51'56.662 |
| 8                         | 23.939        |               |               | 20.121        | 1'53.344        | 246,6        | 15:53'50.006 |
| 9                         | 23.561        | <b>36.820</b> | 32.054        | 20.624        | 1'53.059        | <b>254,7</b> | 15:55'43.065 |
| 10                        | 23.665        | 38.056        | 33.054        | 20.026        | 1'54.801        | 253,5        | 15:57'37.866 |
| 11                        | 23.245        | 36.976        | <b>31.876</b> | 20.069        | <b>1'52.166</b> | 253,5        | 15:59'30.032 |
| 12                        | <b>23.237</b> | 36.879        | 32.013        | 20.124        | 1'52.253        | 252,9        | 16:01'22.285 |
| 13                        | 23.389        | 36.940        | 32.078        | 20.428        | 1'52.835        | 252,9        | 16:03'15.120 |
| 14                        | 23.417        |               |               | 20.189        | 1'53.112        | 251,2        | 16:05'08.232 |
| 15                        | 23.381        | 37.081        | 32.394        | 20.089        | 1'52.945        | 251,2        | 16:07'01.177 |
| Tempo di gara 32'16.086   |               |               |               |               |                 |              |              |

| 2 R. MASSARO (1'53.676) |               |               |               |               |                 |              |              |
|-------------------------|---------------|---------------|---------------|---------------|-----------------|--------------|--------------|
| Giro                    | Seg.1         | Seg.2         | Seg.3         | Seg.4         | T. Giro         | km/h         | Local Time   |
| 1                       |               | 38.859        | 33.532        | 22.610        | 2'06.911        |              | 15:36'52.002 |
| 2                       | 37.062        | 1'04.253      | 1'01.449      | 40.472        | 3'23.236        | 154,7        | 15:40'15.238 |
| 3                       | 41.914        | 59.069        | 59.178        | 38.592        | 3'18.753        | 111,3        | 15:43'33.991 |
| 4                       | 41.842        | 54.965        | 45.950        | 25.035        | 2'47.792        | 99,4         | 15:46'21.783 |
| 5                       | 24.791        | 37.761        | 33.281        | 20.187        | 1'56.020        | 236,3        | 15:48'17.803 |
| 6                       | 23.683        | 37.466        | 33.086        | 20.169        | 1'54.404        | 251,7        | 15:50'12.207 |
| 7                       | 23.506        | 38.031        | 32.478        | 20.174        | 1'54.189        | 252,3        | 15:52'06.396 |
| 8                       | 23.772        | 37.454        | 32.422        | 20.266        | 1'53.914        | 251,7        | 15:54'00.310 |
| 9                       | <b>23.393</b> | 37.492        | <b>32.316</b> | 20.475        | <b>1'53.676</b> | 252,9        | 15:55'53.986 |
| 10                      | 23.820        | 37.736        | 32.417        | 20.299        | 1'54.272        | 252,3        | 15:57'48.258 |
| 11                      | 23.522        | 38.432        | 32.643        | <b>20.166</b> | 1'54.763        | 253,5        | 15:59'43.021 |
| 12                      | 24.285        | <b>37.401</b> | 33.573        | 20.885        | 1'56.144        | <b>255,3</b> | 16:01'39.165 |
| 13                      | 24.057        | 37.672        | 32.380        | 20.220        | 1'54.329        | 251,2        | 16:03'33.494 |
| 14                      | 23.636        | 37.637        | 32.383        | 21.581        | 1'55.237        | 245,5        | 16:05'28.731 |
| 15                      | 24.130        | 38.003        | 32.807        | 20.311        | 1'55.251        | 245,5        | 16:07'23.982 |
| Tempo di gara 32'38.891 |               |               |               |               |                 |              |              |

| 4 R. GURRIERI (1'54.341) |               |               |               |               |                 |              |              |
|--------------------------|---------------|---------------|---------------|---------------|-----------------|--------------|--------------|
| Giro                     | Seg.1         | Seg.2         | Seg.3         | Seg.4         | T. Giro         | km/h         | Local Time   |
| 1                        |               | 40.280        | 33.977        | 23.104        | 2'10.234        |              | 15:36'55.325 |
| 2                        | 39.524        | 1'03.976      | 1'01.694      | 41.785        | 3'26.979        | 138,6        | 15:40'22.304 |
| 3                        | 42.044        | 57.614        | 59.193        | 38.684        | 3'17.535        | 109,5        | 15:43'39.839 |
| 4                        | 44.286        | 52.279        | 43.573        | 23.764        | 2'43.902        | 100,0        | 15:46'23.741 |
| 5                        | 25.135        | 38.522        | 32.762        | 20.480        | 1'56.899        | 233,8        | 15:48'20.640 |
| 6                        | 23.852        | 38.103        | 32.838        | 20.314        | 1'55.107        | 246,6        | 15:50'15.747 |
| 7                        | 23.819        | 37.833        | <b>32.524</b> | 20.372        | 1'54.548        | <b>248,8</b> | 15:52'10.295 |
| 8                        | <b>23.557</b> | 37.556        | 32.736        | 20.523        | 1'54.372        | 247,1        | 15:54'04.667 |
| 9                        | 24.103        | <b>37.513</b> | <b>32.524</b> | 20.201        | <b>1'54.341</b> | 247,1        | 15:55'59.008 |
| 10                       | 23.750        | 37.675        | 32.752        | 21.404        | 1'55.581        | 247,1        | 15:57'54.589 |
| 11                       | 23.863        | 37.755        | 32.637        | <b>20.167</b> | 1'54.422        | 242,2        | 15:59'49.011 |
| 12                       | 23.991        |               |               | 20.393        | 1'55.061        | 246,6        | 16:01'44.072 |
| 13                       | 23.731        | 37.625        | 32.674        | 20.372        | 1'54.402        | 247,7        | 16:03'38.474 |
| 14                       | 23.789        | 38.912        | 32.858        | 20.404        | 1'55.963        | 247,1        | 16:05'34.437 |
| 15                       | 24.138        | 38.375        | 34.233        | 21.333        | 1'58.079        | 245,5        | 16:07'32.516 |
| Tempo di gara 32'47.425  |               |               |               |               |                 |              |              |

| 5 M. POLONI (1'52.829) |        |          |               |        |          |       |              |
|------------------------|--------|----------|---------------|--------|----------|-------|--------------|
| Giro                   | Seg.1  | Seg.2    | Seg.3         | Seg.4  | T. Giro  | km/h  | Local Time   |
| 1                      |        | 38.487   | 32.400        | 20.049 | 1'59.711 |       | 15:36'44.802 |
| 2                      | 33.248 | 1'05.453 | 59.195        | 38.979 | 3'16.875 | 227,8 | 15:40'01.677 |
| 3                      | 41.918 | 1'00.593 | 59.890        | 36.616 | 3'19.017 | 124,1 | 15:43'20.694 |
| 4                      | 44.231 | 56.600   | 48.990        | 26.916 | 2'56.737 | 98,1  | 15:46'17.431 |
| 5                      | 25.255 | 38.194   | 32.458        | 20.080 | 1'55.987 | 234,8 | 15:48'13.418 |
| 6                      | 23.530 | 37.631   | 32.345        | 20.348 | 1'53.854 | 254,1 | 15:50'07.272 |
| 7                      | 23.455 | 37.396   | <b>31.953</b> | 20.117 | 1'52.921 | 251,2 | 15:52'00.193 |

|    |               |               |        |               |                 |              |              |
|----|---------------|---------------|--------|---------------|-----------------|--------------|--------------|
| 8  | 23.515        | 37.421        | 32.149 | <b>19.985</b> | 1'53.070        | 252,9        | 15:53'53.263 |
| 9  | <b>23.242</b> | 37.313        | 32.099 | 20.175        | <b>1'52.829</b> | 254,1        | 15:55'46.092 |
| 10 | 23.292        | 37.399        | 32.442 | 20.057        | 1'53.190        | 254,1        | 15:57'39.282 |
| 11 | 23.614        | 38.757        | 33.387 | 20.703        | 1'56.461        | 254,7        | 15:59'35.743 |
| 12 | 23.571        | 37.458        | 32.091 | 20.041        | 1'53.161        | <b>255,3</b> | 16:01'28.904 |
| 13 | 23.356        | 37.407        | 32.200 | 20.149        | 1'53.112        | 254,7        | 16:03'22.016 |
| 14 | 23.529        | 37.694        | 32.141 | 20.134        | 1'53.498        | 251,7        | 16:05'15.514 |
| 15 | 23.486        | <b>37.312</b> | 32.796 | 20.455        | 1'54.049        | 252,9        | 16:07'09.563 |

Tempo di gara 32'24.472

| 8 D. BABUIN (1'52.762)  |               |               |               |               |                 |              |              |
|-------------------------|---------------|---------------|---------------|---------------|-----------------|--------------|--------------|
| Giro                    | Seg.1         | Seg.2         | Seg.3         | Seg.4         | T. Giro         | km/h         | Local Time   |
| 1                       |               | 38.328        | 33.263        | 20.356        | 2'02.238        |              | 15:36'47.329 |
| 2                       | 35.328        | 1'05.069      | 1'00.758      | 40.060        | 3'21.215        | 170,1        | 15:40'08.544 |
| 3                       | 41.302        | 59.472        | 59.574        | 37.435        | 3'17.783        | 133,5        | 15:43'26.327 |
| 4                       | 43.266        | 56.185        | 47.482        | 26.258        | 2'53.191        | 118,0        | 15:46'19.518 |
| 5                       | 24.778        | 38.028        | 32.730        | 20.307        | 1'55.843        | 234,3        | 15:48'15.361 |
| 6                       | 24.038        | 37.485        | <b>32.007</b> | <b>19.925</b> | 1'53.455        | 247,7        | 15:50'08.816 |
| 7                       | 23.491        | 37.086        | 32.495        | 20.077        | 1'53.149        | <b>255,3</b> | 15:52'01.965 |
| 8                       | 23.580        | <b>36.960</b> | 32.182        | 21.332        | 1'54.054        | 252,9        | 15:53'56.019 |
| 9                       | 24.093        | 37.404        | 32.378        | 20.546        | 1'54.421        | 243,2        | 15:55'50.440 |
| 10                      | 23.460        | 37.008        | 32.235        | 20.059        | <b>1'52.762</b> | 251,7        | 15:57'43.202 |
| 11                      | 23.448        | 37.341        | 32.117        | 20.185        | 1'53.091        | 251,2        | 15:59'36.293 |
| 12                      | 23.532        | 37.354        | 32.177        | 20.149        | 1'53.212        | 252,9        | 16:01'29.505 |
| 13                      | <b>23.322</b> | 37.267        | 32.170        | 20.239        | 1'52.998        | 252,9        | 16:03'22.503 |
| 14                      | 23.484        | 37.591        | 32.456        | 20.053        | 1'53.584        | 252,9        | 16:05'16.087 |
| 15                      | 23.400        | 37.208        | 32.648        | 20.620        | 1'53.876        | 252,3        | 16:07'09.963 |
| Tempo di gara 32'24.872 |               |               |               |               |                 |              |              |

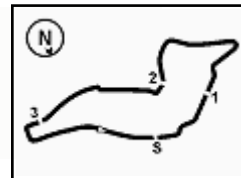
| 10 F. PAOLINO (1'53.597) |               |               |               |               |                 |              |              |
|--------------------------|---------------|---------------|---------------|---------------|-----------------|--------------|--------------|
| Giro                     | Seg.1         | Seg.2         | Seg.3         | Seg.4         | T. Giro         | km/h         | Local Time   |
| 1                        |               | 39.875        | 33.930        | 23.237        | 2'10.707        |              | 15:36'55.798 |
| 2                        | 39.728        | 1'04.710      | 1'01.896      | 41.761        | 3'28.095        | 145,2        | 15:40'23.893 |
| 3                        | 41.853        | 56.896        | 59.636        | 39.979        | 3'18.364        | 116,4        | 15:43'42.257 |
| 4                        | 43.251        | 51.475        | 43.592        | 24.936        | 2'43.254        | 93,6         | 15:46'25.511 |
| 5                        | 25.791        | 37.909        | 32.534        | 20.244        | 1'56.478        | 229,3        | 15:48'21.989 |
| 6                        | 23.710        | 37.631        | 32.538        | 20.291        | 1'54.170        | 250,6        | 15:50'16.159 |
| 7                        | 23.796        | 37.828        | 32.638        | 20.344        | 1'54.606        | <b>251,7</b> | 15:52'10.765 |
| 8                        | 23.581        | 37.651        | 32.464        | 20.312        | 1'54.008        | 250,6        | 15:54'04.773 |
| 9                        | 24.372        | 37.626        | 32.449        | 20.222        | 1'54.669        | 237,9        | 15:55'59.442 |
| 10                       | 23.828        | <b>37.537</b> | 32.807        | 20.411        | 1'54.583        | 251,2        | 15:57'54.025 |
| 11                       | <b>23.569</b> | 37.674        | <b>32.160</b> | <b>20.194</b> | <b>1'53.597</b> | 249,4        | 15:59'47.622 |
| 12                       | 23.864        | 38.013        | 32.398        | 20.526        | 1'54.801        | 250,6        | 16:01'42.423 |
| 13                       | 23.614        | 37.749        | 33.686        | 20.473        | 1'55.522        | 249,4        | 16:03'37.945 |
| 14                       | 23.935        | 38.356        | 32.234        | 20.316        | 1'54.841        | 250,6        | 16:05'32.786 |
| 15                       | 23.758        | 37.804        | 32.852        | 20.607        | 1'55.021        | 250,6        | 16:07'27.807 |
| Tempo di gara 32'42.716  |               |               |               |               |                 |              |              |

| 11 D. REDUZZI (1'54.260)            |               |               |               |               |                 |              |              |
|-------------------------------------|---------------|---------------|---------------|---------------|-----------------|--------------|--------------|
| Giro                                | Seg.1         | Seg.2         | Seg.3         | Seg.4         | T. Giro         | km/h         | Local Time   |
| 1                                   |               | 39.931        | 33.281        | 22.023        | 2'07.863        |              | 15:36'52.954 |
| 2                                   | 38.030        | 1'04.070      | 1'01.826      | 41.709        | 3'25.635        | 162,9        | 15:40'18.589 |
| 3                                   | 40.554        | 58.970        | 1'00.427      | 38.128        | 3'18.079        | 138,5        | 15:43'36.668 |
| 4                                   | 41.416        | 54.246        | 45.658        | 24.445        | 2'45.765        | 102,9        | 15:46'22.433 |
| 5                                   | 25.092        | 37.981        | 32.995        | 20.566        | 1'56.634        | 233,8        | 15:48'19.067 |
| 6                                   | 24.375        | 38.311        | 32.758        | 20.381        | 1'55.825        | 244,9        | 15:50'14.892 |
| 7                                   | 23.870        | <b>37.574</b> | 32.510        | 20.443        | 1'54.397        | <b>248,3</b> | 15:52'09.289 |
| 8                                   | <b>23.848</b> | 37.667        | 32.563        | 20.471        | 1'54.549        | 244,9        | 15:54'03.838 |
| 9                                   | 23.870        | 37.633        | 32.415        | 20.372        | 1'54.290        | 246,0        | 15:55'58.128 |
| 10                                  | 24.079        | 37.667        | 32.438        | 20.415        | 1'54.599        | 246,0        | 15:57'52.727 |
| 11                                  | 23.872        | 37.791        | 32.379        | <b>20.359</b> | 1'54.401        | 245,5        | 15:59'47.128 |
| 12                                  | 24.166        | 38.443        | 32.797        | 20.483        | 1'55.889        | 244,9        | 16:01'43.017 |
| 13                                  | 23.898        | 37.732        | 32.382        | 20.487        | 1'54.499        | 247,1        | 16:03'37.516 |
| 14                                  | 24.048        | 37.710        | <b>32.117</b> | 20.555        | 1'54.430        | 245,5        | 16:05'31.946 |
| 15                                  | 23.914        | 37.584        | 32.264        | 20.498        | <b>1'54.260</b> | 244,9        | 16:07'26.206 |
| Tempo di gara 32'41.115 + 25.000Pen |               |               |               |               |                 |              |              |

22/04/2023

P = Box In/Out - C = Tempo Invalidato




**ACI Racing Weekend Imola, 22-23 Aprile 2023**
**TCR Italy - Analisi Tempi Gara 1**

Start at 15:34'45.091

**2 / 5**

| 12 R. FERNANDEZ (1'52.918) |               |               |               |               |                 |              |              |
|----------------------------|---------------|---------------|---------------|---------------|-----------------|--------------|--------------|
| Giro                       | Seg.1         | Seg.2         | Seg.3         | Seg.4         | T. Giro         | km/h         | Local Time   |
| 1                          |               | 38.730        | 33.772        | 21.813        | 2'04.795        |              | 15:36'49.886 |
| 2                          | 35.249        | 1'05.288      | 1'00.468      | 40.249        | 3'21.254        | 184,0        | 15:40'11.140 |
| 3                          | 41.629        | 59.767        | 59.293        | 38.174        | 3'18.863        | 147,1        | 15:43'30.003 |
| 4                          | 42.062        | 55.151        | 47.119        | 25.683        | 2'50.015        | 139,4        | 15:46'20.018 |
| 5                          | 25.068        | 37.825        | 32.820        | 20.380        | 1'56.093        | 237,9        | 15:48'16.111 |
| 6                          | 23.829        | 37.606        | 32.760        | 20.212        | 1'54.407        | 254,1        | 15:50'10.518 |
| 7                          | 23.437        | 37.893        | 32.493        | 20.060        | 1'53.883        | 253,5        | 15:52'04.401 |
| 8                          | 23.372        | 37.769        | 32.430        | 20.086        | 1'53.657        | <b>255,3</b> | 15:53'58.058 |
| 9                          | 23.486        | <b>36.949</b> | 32.317        | 20.622        | 1'53.374        | 254,1        | 15:55'51.432 |
| 10                         | 23.641        | 37.340        | 32.554        | <b>20.017</b> | 1'53.552        | 254,7        | 15:57'44.984 |
| 11                         | <b>23.325</b> | 37.236        | 32.425        | 20.173        | 1'53.159        | 253,5        | 15:59'38.143 |
| 12                         | 23.363        | 37.308        | 32.449        | 20.108        | 1'53.228        | 254,7        | 16:01'31.371 |
| 13                         | 23.390        | 37.276        | <b>32.158</b> | 20.094        | <b>1'52.918</b> | 253,5        | 16:03'24.289 |
| 14                         | 23.487        | 37.431        | 32.457        | 20.071        | 1'53.446        | 254,7        | 16:05'17.735 |
| 15                         | 23.566        | 37.510        | 32.413        | 20.961        | 1'54.450        | <b>255,3</b> | 16:07'12.185 |
| Tempo di gara 32'27.094    |               |               |               |               |                 |              |              |

| 13 A. VISDOMINI (1'54.415) |               |               |               |               |                 |              |              |
|----------------------------|---------------|---------------|---------------|---------------|-----------------|--------------|--------------|
| Giro                       | Seg.1         | Seg.2         | Seg.3         | Seg.4         | T. Giro         | km/h         | Local Time   |
| 1                          |               | 38.867        | 34.228        | 27.359        | 2'20.932        |              | 15:37'06.023 |
| 2                          | 37.543        | 1'03.860      | 1'04.091      | 41.798        | 3'27.292        | 155,6        | 15:40'33.315 |
| 3                          | 42.243        | 54.846        | 1'01.504      | 38.337        | 3'16.930        | 97,6         | 15:43'50.245 |
| 4                          | 42.750        | 51.368        | 41.990        | 21.314        | 2'37.422        | 120,3        | 15:46'27.667 |
| 5                          | 26.301        | 38.308        | 32.553        | 20.208        | 1'57.370        | 227,4        | 15:48'25.037 |
| 6                          | 24.240        | 38.148        | 32.435        | <b>20.171</b> | 1'54.994        | 247,7        | 15:50'20.031 |
| 7                          | 24.044        | 37.920        | 33.133        | 20.372        | 1'55.469        | 244,3        | 15:52'15.500 |
| 8                          | <b>23.863</b> | 38.102        | <b>32.265</b> | 20.301        | 1'54.531        | 246,6        | 15:54'10.031 |
| 9                          | 23.910        | 38.060        | 32.471        | 20.273        | 1'54.714        | 247,1        | 15:56'04.745 |
| 10                         | 24.929        | 37.973        | 32.330        | 20.499        | 1'55.731        | <b>248,8</b> | 15:58'00.476 |
| 11                         | 23.985        | <b>37.588</b> | 32.532        | 20.310        | <b>1'54.415</b> | 244,9        | 15:59'54.891 |
| 12                         | 24.003        | 37.890        | 32.279        | 20.419        | 1'54.591        | 245,5        | 16:01'49.482 |
| 13                         | 23.981        | 38.698        | 32.421        | 20.719        | 1'55.819        | 245,5        | 16:03'45.301 |
| 14                         | 24.246        | 38.300        | 32.977        | 20.572        | 1'56.095        | 244,9        | 16:05'41.396 |
| 15                         | 24.312        | 38.145        | 32.746        | 20.808        | 1'56.011        | 244,3        | 16:07'37.407 |
| Tempo di gara 32'52.316    |               |               |               |               |                 |              |              |

| 14 F. JELMINI (1'52.853) |               |               |               |               |                 |              |              |
|--------------------------|---------------|---------------|---------------|---------------|-----------------|--------------|--------------|
| Giro                     | Seg.1         | Seg.2         | Seg.3         | Seg.4         | T. Giro         | km/h         | Local Time   |
| 1                        |               | 38.483        | 32.785        | 20.212        | 2'00.532        |              | 15:36'45.623 |
| 2                        | 34.005        | 1'05.520      | 1'00.058      | 38.586        | 3'18.169        | 177,6        | 15:40'03.792 |
| 3                        | 41.527        | 1'00.515      | 1'00.455      | 36.241        | 3'18.738        | 149,4        | 15:43'22.530 |
| 4                        | 43.907        | 56.830        | 48.300        | 26.619        | 2'55.656        | 114,0        | 15:46'18.186 |
| 5                        | 25.042        | 37.872        | 32.575        | 20.135        | 1'55.624        | 238,9        | 15:48'13.810 |
| 6                        | 23.412        | 37.631        | 32.483        | 20.197        | 1'53.723        | <b>254,1</b> | 15:50'07.533 |
| 7                        | 23.433        | 37.461        | 32.046        | 20.130        | 1'53.070        | 252,3        | 15:52'00.603 |
| 8                        | <b>23.211</b> | 37.792        | 32.218        | <b>20.041</b> | 1'53.262        | 252,3        | 15:53'53.865 |
| 9                        | 23.364        | 37.325        | <b>32.043</b> | 20.121        | <b>1'52.853</b> | 252,3        | 15:55'46.718 |
| 10                       | 23.382        | 37.241        | 32.201        | 20.216        | 1'53.040        | 253,5        | 15:57'39.758 |
| 11                       | 23.565        | 37.768        | 33.378        | 20.216        | 1'54.927        | 252,9        | 15:59'34.685 |
| 12                       | 23.599        | 37.266        | 32.138        | 20.092        | 1'53.095        | 248,8        | 16:01'27.780 |
| 13                       | 23.594        | <b>37.086</b> | 32.270        | 20.090        | 1'53.040        | 249,4        | 16:03'20.820 |
| 14                       | 23.608        | 37.256        | 32.214        | 20.104        | 1'53.182        | 248,8        | 16:05'14.002 |
| 15                       | 23.564        | 37.227        | 32.259        | 20.127        | 1'53.177        | 248,8        | 16:07'07.179 |
| Tempo di gara 32'22.088  |               |               |               |               |                 |              |              |

| 16 G. CARTIA (1'56.215) |               |               |          |        |          |       |              |
|-------------------------|---------------|---------------|----------|--------|----------|-------|--------------|
| Giro                    | Seg.1         | Seg.2         | Seg.3    | Seg.4  | T. Giro  | km/h  | Local Time   |
| 1                       |               | 40.428        | 34.430   | 24.186 | 2'13.561 |       | 15:36'58.652 |
| 2                       | 40.454        | 1'04.325      | 1'03.109 | 41.884 | 3'29.772 | 142,7 | 15:40'28.424 |
| 3                       | 41.682        | 55.640        | 1'00.644 | 39.462 | 3'17.428 | 125,7 | 15:43'45.852 |
| 4                       | 42.878        | 51.329        | 42.579   | 24.230 | 2'41.016 | 130,9 | 15:46'26.868 |
| 5                       | 27.320        | 39.209        | 33.897   | 20.684 | 2'01.110 | 218,6 | 15:48'27.978 |
| 6                       | 24.550        | <b>38.131</b> | 33.431   | 20.499 | 1'56.611 | 241,1 | 15:50'24.589 |
| 7                       | <b>24.111</b> | 38.334        | 33.292   | 20.653 | 1'56.390 | 240,0 | 15:52'20.979 |

|                         |        |        |               |               |                 |              |              |
|-------------------------|--------|--------|---------------|---------------|-----------------|--------------|--------------|
| 8                       | 24.387 | 38.292 | 33.275        | 20.546        | 1'56.500        | 241,1        | 15:54'17.479 |
| 9                       | 24.377 | 38.372 | 33.197        | 20.643        | 1'56.589        | 242,2        | 15:56'14.068 |
| 10                      | 24.302 | 38.235 | 33.288        | <b>20.390</b> | <b>1'56.215</b> | <b>244,3</b> | 15:58'10.283 |
| 11                      | 24.399 | 38.662 | 33.147        | 20.434        | 1'56.642        | 240,0        | 16:00'06.925 |
| 12                      | 24.369 | 38.300 | 33.189        | 20.393        | 1'56.251        | 240,5        | 16:02'03.176 |
| 13                      | 24.292 | 38.861 | 33.389        | 21.576        | 1'58.118        | 240,0        | 16:04'01.294 |
| 14                      | 24.390 | 38.612 | <b>32.958</b> | 20.491        | 1'56.451        | 243,2        | 16:05'57.745 |
| 15                      | 24.352 | 38.750 | 33.205        | 20.646        | 1'56.953        | 243,8        | 16:07'54.698 |
| Tempo di gara 33'09.607 |        |        |               |               |                 |              |              |

| 18 M. BUTTI (1'52.306)  |               |               |               |               |                 |              |              |
|-------------------------|---------------|---------------|---------------|---------------|-----------------|--------------|--------------|
| Giro                    | Seg.1         | Seg.2         | Seg.3         | Seg.4         | T. Giro         | km/h         | Local Time   |
| 1                       |               | 37.311        | 31.872        | 20.080        | 1'56.395        |              | 15:36'41.486 |
| 2                       | 33.474        | 1'05.645      | 56.969        | 39.270        | 3'15.358        | 236,8        | 15:39'56.844 |
| 3                       | 43.188        | 1'01.126      | 59.388        | 36.623        | 3'20.325        | 115,6        | 15:43'17.169 |
| 4                       | 43.865        | 57.801        | 49.965        | 27.951        | 2'59.582        | 117,8        | 15:46'16.751 |
| 5                       | 24.532        | <b>36.971</b> | <b>31.798</b> | 20.070        | 1'53.371        | 233,3        | 15:48'10.122 |
| 6                       | 23.481        | 36.988        | 31.858        | 20.069        | 1'52.396        | 244,9        | 15:50'02.518 |
| 7                       | <b>23.384</b> | 37.047        | 31.918        | <b>19.957</b> | <b>1'52.306</b> | 245,5        | 15:51'54.824 |
| 8                       | 23.506        | 37.036        | 32.288        | 20.054        | 1'52.884        | 244,3        | 15:53'47.708 |
| 9                       | 23.415        | 37.114        | 32.019        | 20.201        | 1'52.749        | 244,9        | 15:55'40.457 |
| 10                      | 23.477        | 37.204        | 31.946        | 20.088        | 1'52.715        | <b>246,0</b> | 15:57'33.172 |
| 11                      | 23.457        | 37.077        | 32.113        | 20.150        | 1'52.797        | 244,3        | 15:59'25.969 |
| 12                      | 23.410        | 37.113        | 32.020        | 20.136        | 1'52.679        | 244,9        | 16:01'18.648 |
| 13                      | 23.496        | 37.071        | 32.511        | 20.089        | 1'53.167        | 244,9        | 16:03'11.815 |
| 14                      | 23.532        | 37.216        | 31.902        | 20.178        | 1'52.828        | 244,3        | 16:05'04.643 |
| 15                      | 23.573        | 37.119        | 31.967        | 20.197        | 1'52.856        | 243,8        | 16:06'57.499 |
| Tempo di gara 32'12.408 |               |               |               |               |                 |              |              |

| 19 F. FERNANDEZ (1'53.031) |               |               |               |               |                  |              |              |
|----------------------------|---------------|---------------|---------------|---------------|------------------|--------------|--------------|
| Giro                       | Seg.1         | Seg.2         | Seg.3         | Seg.4         | T. Giro          | km/h         | Local Time   |
| 1                          |               | 40.010        | 33.092        | 23.039        | 2'08.590         |              | 15:36'53.681 |
| 2                          | 38.747        | 1'03.973      | 1'01.581      | 41.508        | 3'25.809         | 145,2        | 15:40'19.490 |
| 3                          | 41.368        | 58.978        | 59.359        | 38.372        | 3'18.077         | 101,7        | 15:43'37.567 |
| 4                          | 43.378        | 52.503        | 45.045        | 24.511        | 2'45.437         | 93,2         | 15:46'23.004 |
| 5                          | 25.002        | 37.887        | 33.026        | 20.308        | 1'56.223         | 234,8        | 15:48'19.227 |
| 6                          | 24.391        | 37.800        | 32.436        | 20.073        | 1'54.700         | <b>254,7</b> | 15:50'13.927 |
| 7                          | 23.672        | 37.459        | 32.432        | 20.120        | 1'53.683         | 251,7        | 15:52'07.610 |
| 8                          | 23.951        | 37.615        | 32.529        | 20.111        | 1'54.206         | 232,8        | 15:54'01.816 |
| 9                          | 24.142        | 37.555        | 32.504        | 36.025        | 2'10.226P        | 251,2        | 15:56'12.042 |
| 10                         | 25.143        | 37.395        | 32.517        | <b>19.954</b> | <b>2'22.009P</b> | 159,8        | 15:58'34.051 |
| 11                         | 23.827        | 37.031        | <b>32.124</b> | 20.049        | <b>1'53.031</b>  | 244,9        | 16:00'27.082 |
| 12                         | 23.624        | <b>37.003</b> | 32.603        | 19.986        | 1'53.216         | 247,7        | 16:02'20.298 |
| 13                         | 23.771        | 37.493        | 32.164        | 20.276        | 1'53.704         | 248,3        | 16:04'14.002 |
| 14                         | 23.612        | 37.372        | 32.799        | 20.460        | 1'54.243         | 247,1        | 16:06'08.245 |
| 15                         | <b>23.567</b> | 37.394        | 32.903        | 20.667        | 1'54.531         | 247,7        | 16:08'02.776 |
| Tempo di gara 33'17.685    |               |               |               |               |                  |              |              |

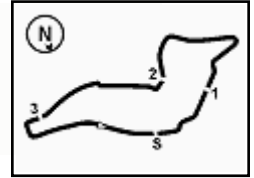
| 21 N. GUIDA (1'54.003)  |               |               |               |               |                 |              |              |
|-------------------------|---------------|---------------|---------------|---------------|-----------------|--------------|--------------|
| Giro                    | Seg.1         | Seg.2         | Seg.3         | Seg.4         | T. Giro         | km/h         | Local Time   |
| 1                       |               | 40.019        | 33.725        | 27.674        | 2'23.009        |              | 15:37'08.100 |
| 2                       | 37.166        | 1'03.794      | 1'05.069      | 40.886        | 3'26.915        | 163,6        | 15:40'35.015 |
| 3                       | 42.809        | 53.977        | 1'01.962      | 37.872        | 3'16.620        | 109,3        | 15:43'51.635 |
| 4                       | 42.862        | 51.218        | 41.970        | 21.118        | 2'37.168        | 149,2        | 15:46'28.803 |
| 5                       | 26.742        | 40.338        | 34.044        | 21.010        | 2'02.134        | 228,8        | 15:48'30.937 |
| 6                       | 24.307        | 39.536        | 33.537        | 20.694        | 1'58.074        | <b>254,1</b> | 15:50'29.011 |
| 7                       | 24.222        | 38.866        | 34.070        | 20.952        | 1'58.110        | 246,6        | 15:52'27.121 |
| 8                       | 24.151        | 38.668        | 33.661        | 20.282        | 1'56.762        | 250,0        | 15:54'23.883 |
| 9                       | 25.050        | 38.281        | 32.187        | 20.436        | 1'55.954        | <b>254,1</b> | 15:56'19.837 |
| 10                      | 25.021        |               |               | 20.184        | 1'55.726        | 250,0        | 15:58'15.563 |
| 11                      | 23.705        | 38.084        | <b>32.106</b> | <b>20.108</b> | <b>1'54.003</b> | 250,0        | 16:00'09.566 |
| 12                      | 23.848        |               |               | 20.187        | 1'55.153        | 250,6        | 16:02'04.719 |
| 13                      | 23.664        | 38.870        | 32.720        | 21.037        | 1'56.291        | 250,6        | 16:04'01.010 |
| 14                      | 24.003        | 38.431        | 32.602        | 20.329        | 1'55.365        | 248,3        | 16:05'56.375 |
| 15                      | <b>23.577</b> | <b>37.847</b> | 32.368        | 20.656        | 1'54.448        | 248,8        | 16:07'50.823 |
| Tempo di gara 33'05.732 |               |               |               |               |                 |              |              |

22/04/2023

P = Box In/Out - C = Tempo Invalidato







# ACI Racing Weekend Imola, 22-23 Aprile 2023

## TCR Italy - Analisi Tempi Gara 1

Start at 15:34'45.091

Imola Circuit 4.909 m

**3 / 5**

| 23 M. VAHTEL (1'52.485) |               |               |               |               |                 |              |              |
|-------------------------|---------------|---------------|---------------|---------------|-----------------|--------------|--------------|
| Giro                    | Seg.1         | Seg.2         | Seg.3         | Seg.4         | T. Giro         | km/h         | Local Time   |
| 1                       |               | 37.388        | 32.133        | 20.022        | 1'57.464        |              | 15:36'42.555 |
| 2                       | 33.820        | 1'05.751      | 57.555        | 39.806        | 3'16.932        | 221,3        | 15:39'59.487 |
| 3                       | 42.083        | 1'01.155      | 58.907        | 37.142        | 3'19.287        | 119,7        | 15:43'18.774 |
| 4                       | 43.911        | 57.235        | 49.453        | 27.700        | 2'58.299        | 109,8        | 15:46'17.073 |
| 5                       | 24.645        | 37.338        | <b>32.022</b> | <b>19.951</b> | 1'53.956        | 234,3        | 15:48'11.029 |
| 6                       | <b>23.321</b> | <b>37.064</b> | 32.066        | 20.034        | <b>1'52.485</b> | 246,0        | 15:50'03.514 |
| 7                       | 23.399        | 37.194        | 32.041        | 20.095        | 1'52.729        | 245,5        | 15:51'56.243 |
| 8                       | 23.467        | 37.109        | 32.096        | 20.044        | 1'52.716        | 245,5        | 15:53'48.959 |
| 9                       | 23.831        | 37.130        | 32.257        | 20.245        | 1'53.463        | 246,6        | 15:55'42.422 |
| 10                      | 23.855        | 38.619        | 33.427        | 20.068        | 1'55.969        | <b>247,7</b> | 15:57'38.391 |
| 11                      | 24.080        | 38.477        | 38.636        | 20.616        | 2'01.809        | 247,1        | 15:59'40.200 |
| 12                      | 24.498        | 39.205        | 33.480        | 21.355        | 1'58.538        | 236,3        | 16:01'38.738 |
| 13                      | 24.963        | 39.117        | 33.281        | 20.712        | 1'58.073        | 240,5        | 16:03'36.811 |
| 14                      | 24.535        | 39.647        | 35.310        | 20.832        | 2'00.324        | 239,5        | 16:05'37.135 |
| 15                      | 24.581        | 39.132        | 33.992        | 22.249        | 1'59.954        | 240,0        | 16:07'37.089 |
| Tempo di gara 32'51.998 |               |               |               |               |                 |              |              |

| 25 P. ROCCA (1'53.176)  |               |               |               |               |                 |              |              |
|-------------------------|---------------|---------------|---------------|---------------|-----------------|--------------|--------------|
| Giro                    | Seg.1         | Seg.2         | Seg.3         | Seg.4         | T. Giro         | km/h         | Local Time   |
| 1                       |               | 38.474        | 33.346        | 20.673        | 2'02.275        |              | 15:36'47.366 |
| 2                       | 34.293        | 1'05.076      | 1'00.523      | 38.866        | 3'18.758        | 177,3        | 15:40'06.124 |
| 3                       | 42.030        | 1'00.376      | 59.427        | 37.136        | 3'18.969        | 107,5        | 15:43'25.093 |
| 4                       | 43.736        | 55.772        | 47.952        | 26.721        | 2'54.181        | 123,1        | 15:46'19.274 |
| 5                       | 24.799        | 37.919        | 32.755        | 20.441        | 1'55.914        | 233,8        | 15:48'15.188 |
| 6                       | 23.830        | 38.206        | 32.326        | 20.186        | 1'54.548        | 244,3        | 15:50'09.736 |
| 7                       | 23.551        | 38.221        | 32.238        | <b>20.134</b> | 1'54.144        | 248,3        | 15:52'03.880 |
| 8                       | <b>23.466</b> | 38.371        | 32.730        | 20.291        | 1'54.858        | 249,4        | 15:53'58.738 |
| 9                       | 23.474        | <b>37.217</b> | <b>32.031</b> | 20.454        | <b>1'53.176</b> | 248,3        | 15:55'51.914 |
| 10                      | 23.624        | 37.372        | 32.451        | 20.283        | 1'53.730        | <b>250,0</b> | 15:57'45.644 |
| 11                      | 23.677        | 38.370        | 32.401        | 20.279        | 1'54.727        | <b>250,0</b> | 15:59'40.371 |
| 12                      | 23.675        | 37.610        | 32.530        | 20.333        | 1'54.148        | 247,7        | 16:01'34.519 |
| 13                      | 23.595        | 37.311        | 32.450        | 20.328        | 1'53.684        | 247,1        | 16:03'28.203 |
| 14                      | 23.794        | 37.712        | 32.523        | 20.320        | 1'54.349        | 244,9        | 16:05'22.552 |
| 15                      | 23.927        | 37.957        | 32.649        | 20.484        | 1'55.017        | 245,5        | 16:07'17.569 |
| Tempo di gara 32'32.478 |               |               |               |               |                 |              |              |

| 30 C. BARBERINI (1'53.731) |               |               |               |               |                 |              |              |
|----------------------------|---------------|---------------|---------------|---------------|-----------------|--------------|--------------|
| Giro                       | Seg.1         | Seg.2         | Seg.3         | Seg.4         | T. Giro         | km/h         | Local Time   |
| 1                          |               | 40.151        | 33.737        | 24.064        | 2'12.244        |              | 15:36'57.335 |
| 2                          | 40.299        | 1'04.228      | 1'02.628      | 42.158        | 3'29.313        | 128,1        | 15:40'26.648 |
| 3                          | 41.507        | 56.082        | 1'00.153      | 40.004        | 3'17.746        | 120,3        | 15:43'44.394 |
| 4                          | 42.991        | 50.820        | 43.528        | 24.286        | 2'41.625        | 115,6        | 15:46'26.019 |
| 5                          | 25.696        | 38.383        | 32.871        | 20.425        | 1'57.375        | 229,3        | 15:48'23.394 |
| 6                          | 23.909        | 37.659        | 32.780        | 20.363        | 1'54.711        | 247,1        | 15:50'18.105 |
| 7                          | 23.746        | 37.700        | 33.045        | 20.600        | 1'55.091        | 247,7        | 15:52'13.196 |
| 8                          | 24.026        | <b>37.354</b> | 32.874        | 20.266        | 1'54.520        | 247,1        | 15:54'07.716 |
| 9                          | 23.635        | 37.420        | 32.476        | 20.200        | <b>1'53.731</b> | 246,6        | 15:56'01.447 |
| 10                         | <b>23.622</b> | 37.492        | 32.568        | <b>20.185</b> | 1'53.867        | 247,1        | 15:57'55.314 |
| 11                         | 23.834        | 37.529        | 32.609        | 20.469        | 1'54.441        | <b>250,0</b> | 15:59'49.755 |
| 12                         | 26.211        | 37.718        | <b>32.398</b> | 20.241        | 1'56.568        | 248,3        | 16:01'46.323 |
| 13                         | 23.676        | 37.372        | 32.629        | 20.211        | 1'53.888        | 246,6        | 16:03'40.211 |
| 14                         | 23.696        | 38.004        | 33.192        | 20.425        | 1'55.317        | 247,1        | 16:05'35.528 |
| 15                         | 23.656        | 38.124        | 33.424        | 32.526        | 2'07.730        | 246,0        | 16:07'43.258 |
| Tempo di gara 32'58.167    |               |               |               |               |                 |              |              |

| 33 H. CHIRIGUT (1'56.021) |        |          |          |        |          |              |              |
|---------------------------|--------|----------|----------|--------|----------|--------------|--------------|
| Giro                      | Seg.1  | Seg.2    | Seg.3    | Seg.4  | T. Giro  | km/h         | Local Time   |
| 1                         |        | 39.507   | 35.792   | 27.615 | 2'22.066 |              | 15:37'07.157 |
| 2                         | 36.987 | 1'03.850 | 1'04.285 | 41.790 | 3'26.912 | 159,1        | 15:40'34.069 |
| 3                         | 41.911 | 55.178   | 1'01.560 | 38.269 | 3'16.918 | 101,5        | 15:43'50.987 |
| 4                         | 42.613 | 51.509   | 41.773   | 21.400 | 2'37.295 | 125,0        | 15:46'28.282 |
| 5                         | 26.440 | 39.632   | 33.464   | 20.814 | 2'00.350 | 220,9        | 15:48'28.632 |
| 6                         | 24.417 | 38.818   | 33.200   | 20.757 | 1'57.192 | 242,2        | 15:50'25.824 |
| 7                         | 24.390 | 38.638   | 33.985   | 21.207 | 1'58.220 | <b>243,8</b> | 15:52'24.044 |

|    |               |               |               |               |                 |       |              |
|----|---------------|---------------|---------------|---------------|-----------------|-------|--------------|
| 8  | 24.662        | 39.463        | 33.380        | 20.888        | 1'58.393        | 241,6 | 15:54'22.437 |
| 9  | 24.614        | 38.931        | 33.059        | 20.774        | 1'57.378        | 239,5 | 15:56'19.815 |
| 10 | 25.464        | 39.129        | 33.272        | 20.815        | 1'58.680        | 241,1 | 15:58'18.495 |
| 11 | <b>23.964</b> | 38.446        | 33.296        | 20.833        | 1'56.539        | 242,7 | 16:00'15.034 |
| 12 | 24.628        | 38.548        | 33.305        | 20.815        | 1'57.296        | 241,1 | 16:02'12.330 |
| 13 | 24.224        | 38.661        | 33.299        | 20.820        | 1'57.004        | 241,6 | 16:04'09.334 |
| 14 | 24.177        | <b>37.938</b> | 33.304        | 20.611        | 1'56.030        | 242,7 | 16:06'05.364 |
| 15 | 24.261        | 38.276        | <b>32.929</b> | <b>20.555</b> | <b>1'56.021</b> | 240,5 | 16:08'01.385 |

Tempo di gara 33'16.294

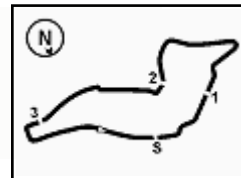
| 34 G. SCAMARDI (1'54.480) |               |               |               |               |                 |              |              |
|---------------------------|---------------|---------------|---------------|---------------|-----------------|--------------|--------------|
| Giro                      | Seg.1         | Seg.2         | Seg.3         | Seg.4         | T. Giro         | km/h         | Local Time   |
| 1                         |               | 39.333        | 33.898        | 27.311        | 2'20.037        |              | 15:37'05.128 |
| 2                         | 37.468        | 1'04.037      | 1'03.511      | 42.067        | 3'27.083        | 151,3        | 15:40'32.211 |
| 3                         | 42.219        | 54.944        | 1'01.164      | 38.273        | 3'16.600        | 104,0        | 15:43'48.811 |
| 4                         | 43.323        | 51.286        | 42.269        | 21.621        | 2'38.499        | 115,1        | 15:46'27.310 |
| 5                         | 24.923        | 38.391        | 32.835        | 20.450        | 1'56.599        | 234,8        | 15:48'23.909 |
| 6                         | 23.937        | 37.683        | 32.714        | <b>20.374</b> | 1'54.708        | <b>248,8</b> | 15:50'18.617 |
| 7                         | 24.167        | 37.697        | 32.931        | 20.620        | 1'55.415        | 245,5        | 15:52'14.032 |
| 8                         | 24.327        | 37.634        | 32.446        | 20.867        | 1'55.274        | 248,3        | 15:54'09.306 |
| 9                         | 24.233        | 37.804        | 32.533        | 20.491        | 1'55.061        | 246,0        | 15:56'04.367 |
| 10                        | 23.878        | 37.902        | 32.577        | 20.499        | 1'54.856        | 248,3        | 15:57'59.223 |
| 11                        | 23.929        | 37.743        | 32.507        | 20.479        | 1'54.658        | 247,1        | 15:59'53.881 |
| 12                        | 23.993        | <b>37.620</b> | <b>32.363</b> | 20.504        | <b>1'54.480</b> | 246,0        | 16:01'48.361 |
| 13                        | 23.839        | 38.757        | 32.591        | 20.379        | 1'55.566        | 247,1        | 16:03'43.927 |
| 14                        | 23.923        | 37.986        | 32.518        | 20.438        | 1'54.865        | 244,9        | 16:05'38.792 |
| 15                        | <b>23.769</b> | 38.496        | 33.848        | 21.799        | 1'57.912        | 247,7        | 16:07'36.704 |
| Tempo di gara 32'51.613   |               |               |               |               |                 |              |              |

| 37 S. LOPEZ BOLOTIN (1'52.936)      |               |               |               |               |                 |              |              |
|-------------------------------------|---------------|---------------|---------------|---------------|-----------------|--------------|--------------|
| Giro                                | Seg.1         | Seg.2         | Seg.3         | Seg.4         | T. Giro         | km/h         | Local Time   |
| 1                                   |               | 38.613        | 33.381        | 21.655        | 2'05.156        |              | 15:36'50.247 |
| 2                                   | 35.730        | 1'05.014      | 1'00.732      | 39.901        | 3'21.377        | 168,5        | 15:40'11.624 |
| 3                                   | 42.045        | 59.445        | 59.597        | 38.335        | 3'19.422        | 142,1        | 15:43'31.046 |
| 4                                   | 42.077        | 55.121        | 46.642        | 25.298        | 2'49.138        | 116,9        | 15:46'20.184 |
| 5                                   | 25.145        | 38.011        | 32.884        | <b>20.209</b> | 1'56.249        | 237,4        | 15:48'16.433 |
| 6                                   | 23.822        | 37.685        | 32.990        | 20.222        | 1'54.719        | 251,7        | 15:50'11.152 |
| 7                                   | 24.090        | 37.396        | 32.263        | 20.294        | 1'54.043        | <b>252,3</b> | 15:52'05.195 |
| 8                                   | 23.468        | 37.317        | 32.946        | 36.686        | 2'10.417P       | 251,7        | 15:54'15.612 |
| 9                                   | 57.823        | 37.837        | 32.602        | 20.273        | 2'28.535P       | 155,2        | 15:56'44.147 |
| 10                                  | 23.867        | 37.541        | 32.193        | 20.266        | 1'53.867        | 247,1        | 15:58'38.014 |
| 11                                  | 23.458        | <b>37.063</b> | <b>32.107</b> | 20.308        | <b>1'52.936</b> | 247,7        | 16:00'30.950 |
| 12                                  | <b>23.442</b> | 37.070        | 32.821        | 20.387        | 1'53.720        | 247,7        | 16:02'24.670 |
| 13                                  | 23.538        | 37.499        | 32.482        | 20.306        | 1'53.825        | 247,7        | 16:04'18.495 |
| 14                                  | 23.661        | 37.390        | 32.322        | 20.351        | 1'53.724        | 248,3        | 16:06'12.219 |
| 15                                  | 23.614        | 37.323        | 32.590        | 20.715        | 1'54.242        | 248,8        | 16:08'06.461 |
| Tempo di gara 33'21.370 + 25.000Pen |               |               |               |               |                 |              |              |

| 40 R. ANTTI (1'54.009)  |               |               |               |               |                 |              |              |
|-------------------------|---------------|---------------|---------------|---------------|-----------------|--------------|--------------|
| Giro                    | Seg.1         | Seg.2         | Seg.3         | Seg.4         | T. Giro         | km/h         | Local Time   |
| 1                       |               | 39.695        | 33.213        | 22.464        | 2'07.492        |              | 15:36'52.583 |
| 2                       | 37.661        | 1'03.870      | 1'01.701      | 41.172        | 3'24.404        | 160,0        | 15:40'16.987 |
| 3                       | 41.112        | 59.046        | 59.642        | 38.529        | 3'18.329        | 109,6        | 15:43'35.316 |
| 4                       | 41.444        | 54.816        | 45.661        | 24.713        | 2'46.634        | 95,3         | 15:46'21.950 |
| 5                       | 24.981        | 38.058        | 32.978        | 20.627        | 1'56.644        | 233,8        | 15:48'18.594 |
| 6                       | 23.941        | 37.838        | 32.696        | 20.348        | 1'54.823        | 245,5        | 15:50'13.417 |
| 7                       | 23.868        | 37.412        | 32.447        | 20.345        | 1'54.072        | 246,0        | 15:52'07.489 |
| 8                       | 23.928        | <b>37.386</b> | 32.336        | 20.479        | 1'54.129        | 246,6        | 15:54'01.618 |
| 9                       | 23.981        | 37.546        | 32.313        | <b>20.305</b> | 1'54.145        | 247,7        | 15:55'55.763 |
| 10                      | <b>23.809</b> | 37.612        | <b>32.222</b> | 20.366        | <b>1'54.009</b> | 246,6        | 15:57'49.772 |
| 11                      | 23.886        | 38.021        | 32.359        | 20.650        | 1'54.916        | 246,6        | 15:59'44.688 |
| 12                      | 23.877        | 37.684        | 32.699        | 20.516        | 1'54.776        | 244,9        | 16:01'39.464 |
| 13                      | 24.330        | 37.993        | 32.520        | 20.352        | 1'55.195        | <b>248,3</b> | 16:03'34.659 |
| 14                      | 23.966        | 37.716        | 32.393        | 20.498        | 1'54.573        | 244,3        | 16:05'29.232 |
| 15                      | 23.923        | 38.044        | 33.054        | 20.388        | 1'55.409        | 247,1        | 16:07'24.641 |
| Tempo di gara 32'39.550 |               |               |               |               |                 |              |              |

22/04/2023

P = Box In/Out - C = Tempo Invalidato


**ACI Racing Weekend Imola, 22-23 Aprile 2023**
**TCR Italy - Analisi Tempi Gara 1**

Start at 15:34'45.091

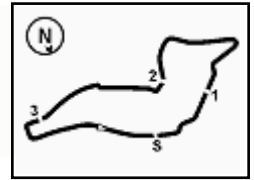
| 41 V. FERNANDEZ (1'54.511) |               |               |               |               |                 |              | 67 M. PELLEGRINI (1'53.533) |       |        |          |          |          |          |              |              |
|----------------------------|---------------|---------------|---------------|---------------|-----------------|--------------|-----------------------------|-------|--------|----------|----------|----------|----------|--------------|--------------|
| Giro                       | Seg.1         | Seg.2         | Seg.3         | Seg.4         | T. Giro         | Local Time   | Giro                        | Seg.1 | Seg.2  | Seg.3    | Seg.4    | T. Giro  | km/h     | Local Time   |              |
| 1                          |               | 40.272        | 33.658        | 23.345        | 2'11.061        | 15:36'56.152 | 1                           |       | 40.630 | 33.870   | 24.579   | 2'13.087 |          | 15:36'58.178 |              |
| 2                          | 40.484        | 1'04.401      | 1'01.667      | 42.496        | 3'29.048        | 139,2        | 15:40'25.200                | 2     | 40.054 | 1'04.530 | 1'02.492 | 42.465   | 3'29.541 | 140,1        | 15:40'27.719 |
| 3                          | 41.542        | 56.814        | 59.730        | 40.010        | 3'18.096        | 114,7        | 15:43'43.296                | 3     | 41.330 | 55.963   | 1'00.351 | 39.753   | 3'17.397 | 116,9        | 15:43'45.116 |
| 4                          | 42.825        | 51.509        | 43.364        | 24.633        | 2'42.331        | 106,1        | 15:46'25.627                | 4     | 42.689 | 51.347   | 42.834   | 24.675   | 2'41.545 | 124,0        | 15:46'26.661 |
| 5                          | 25.881        | 38.177        | 32.743        | <b>20.394</b> | 1'57.195        | 231,3        | 15:48'22.822                | 5     | 25.970 | 38.404   | 33.038   | 20.303   | 1'57.715 | 218,2        | 15:48'24.376 |
| 6                          | <b>23.977</b> | <b>37.763</b> | <b>32.321</b> | 20.450        | <b>1'54.511</b> | 249,4        | 15:50'17.333                | 6     | 23.704 | 37.829   | 32.862   | 20.041   | 1'54.436 | <b>254,7</b> | 15:50'18.812 |
| 7                          | 23.978        | 37.765        | 33.710        | 20.655        | 1'56.108        | 250,0        | 15:52'13.441                | 7     | 24.260 | 37.807   | 33.236   | 20.304   | 1'55.607 | 252,9        | 15:52'14.419 |
| Tempo di gara 17'28.350    |               |               |               |               |                 |              |                             |       |        |          |          |          |          |              |              |

| 44 M. IMBERTI (1'53.513) |               |               |               |               |                 |              | 69 F. RAFFAELE (1'53.350) |       |               |          |               |               |                 |              |              |
|--------------------------|---------------|---------------|---------------|---------------|-----------------|--------------|---------------------------|-------|---------------|----------|---------------|---------------|-----------------|--------------|--------------|
| Giro                     | Seg.1         | Seg.2         | Seg.3         | Seg.4         | T. Giro         | Local Time   | Giro                      | Seg.1 | Seg.2         | Seg.3    | Seg.4         | T. Giro       | km/h            | Local Time   |              |
| 1                        |               | 38.745        | 33.271        | 21.609        | 2'05.419        | 15:36'50.510 | 1                         |       | 39.386        | 33.106   | 22.160        | 2'06.643      |                 | 15:36'51.734 |              |
| 2                        | 36.746        | 1'04.568      | 1'00.929      | 39.634        | 3'21.877        | 163,9        | 15:40'12.387              | 2     | 36.223        | 1'04.506 | 1'00.967      | 40.064        | 3'21.760        | 162,4        | 15:40'13.494 |
| 3                        | 42.571        | 59.014        | 59.728        | 38.339        | 3'19.652        | 141,7        | 15:43'32.039              | 3     | 42.118        | 58.958   | 59.714        | 39.006        | 3'19.796        | 120,4        | 15:43'33.290 |
| 4                        | 42.080        | 54.914        | 46.673        | 25.009        | 2'48.676        | 108,7        | 15:46'20.715              | 4     | 41.446        | 54.909   | 46.288        | 25.431        | 2'48.074        | 103,6        | 15:46'21.364 |
| 5                        | 24.909        | 38.086        | 32.993        | 20.243        | 1'56.231        | 237,4        | 15:48'16.946              | 5     | 24.718        | 37.871   | 33.056        | 20.332        | 1'55.977        | 237,4        | 15:48'17.341 |
| 6                        | 23.594        | 37.775        | 33.002        | 20.091        | 1'54.462        | <b>251,7</b> | 15:50'11.408              | 6     | 23.393        | 37.742   | 33.116        | <b>20.111</b> | 1'54.362        | 254,1        | 15:50'11.703 |
| 7                        | 23.997        | 37.828        | 32.365        | <b>20.062</b> | 1'54.252        | 251,2        | 15:52'05.660              | 7     | 23.821        | 37.903   | 32.380        | 20.208        | 1'54.312        | 255,9        | 15:52'06.015 |
| 8                        | <b>23.484</b> | 37.617        | 32.694        | 20.135        | 1'53.930        | 250,6        | 15:53'59.590              | 8     | 23.502        | 37.483   | 32.666        | 20.289        | 1'53.940        | <b>256,5</b> | 15:53'59.955 |
| 9                        | 23.568        | <b>37.516</b> | <b>32.297</b> | 20.132        | <b>1'53.513</b> | 249,4        | 15:55'53.103              | 9     | 23.391        | 37.526   | 32.316        | 20.117        | <b>1'53.350</b> | 255,9        | 15:55'53.305 |
| 10                       | 24.296        | 37.570        | 32.406        | 20.196        | 1'54.468        | 251,2        | 15:57'47.571              | 10    | 24.334        | 37.684   | <b>32.191</b> | 20.399        | 1'54.608        | 255,9        | 15:57'47.913 |
| 11                       | 23.797        | 38.664        | 32.596        | 20.155        | 1'55.212        | 248,8        | 15:59'42.783              | 11    | 23.527        | 38.092   | 32.294        | 20.165        | 1'54.078        | 254,7        | 15:59'41.991 |
| 12                       | 24.745        | 37.851        | 32.695        | 20.794        | 1'56.085        | 249,4        | 16:01'38.868              | 12    | <b>23.255</b> | 38.822   | 33.394        | 20.460        | 1'55.931        | 254,1        | 16:01'37.922 |
| Tempo di gara 26'53.777  |               |               |               |               |                 |              |                           |       |               |          |               |               |                 |              |              |

| 48 N. NATALONI (1'56.037) |               |               |               |               |                 |              | 72 F. GIROLAMI (1'52.149) |       |               |               |               |               |                 |              |              |
|---------------------------|---------------|---------------|---------------|---------------|-----------------|--------------|---------------------------|-------|---------------|---------------|---------------|---------------|-----------------|--------------|--------------|
| Giro                      | Seg.1         | Seg.2         | Seg.3         | Seg.4         | T. Giro         | Local Time   | Giro                      | Seg.1 | Seg.2         | Seg.3         | Seg.4         | T. Giro       | km/h            | Local Time   |              |
| 1                         |               | 40.614        | 34.622        | 24.444        | 2'14.944        | 15:37'00.035 | 1                         |       | 38.495        | 32.614        | 20.012        | 2'00.024      |                 | 15:36'45.115 |              |
| 2                         | 39.828        | 1'04.083      | 1'03.778      | 41.764        | 3'29.453        | 133,5        | 15:40'29.488              | 2     | 33.776        | 1'05.735      | 59.535        | 38.819        | 3'17.865        | 208,5        | 15:40'02.980 |
| 3                         | 41.506        | 55.615        | 1'00.828      | 39.210        | 3'17.159        | 126,9        | 15:43'46.647              | 3     | 41.371        | 1'01.118      | 59.914        | 36.468        | 3'18.871        | 128,7        | 15:43'21.851 |
| 4                         | 43.093        | 51.046        | 42.845        | 23.557        | 2'40.541        | 128,9        | 15:46'27.188              | 4     | 43.860        | 56.952        | 48.439        | 26.677        | 2'55.928        | 116,1        | 15:46'17.779 |
| 5                         | 27.867        | 40.386        | 34.222        | 20.716        | 2'03.191        | 211,8        | 15:48'30.379              | 5     | 25.298        | 37.308        | 31.908        | 20.024        | 1'54.538        | 238,9        | 15:48'12.317 |
| 6                         | 24.443        | 39.244        | 33.936        | 20.585        | 1'58.208        | 248,3        | 15:50'28.587              | 6     | <b>23.106</b> | 37.211        | 31.857        | 20.092        | 1'52.266        | <b>252,9</b> | 15:50'04.583 |
| 7                         | 24.130        | 38.700        | 34.001        | 20.773        | 1'57.604        | 249,4        | 15:52'26.191              | 7     | 23.493        | 37.001        | 31.887        | 19.980        | 1'52.361        | 252,3        | 15:51'56.944 |
| 8                         | 24.223        | 39.188        | 34.810        | 20.474        | 1'58.695        | 244,9        | 15:54'24.886              | 8     | 23.416        | 37.053        | 31.862        | 20.066        | 1'52.397        | <b>252,9</b> | 15:53'49.341 |
| 9                         | 24.874        | 38.853        | 33.854        | <b>20.372</b> | 1'57.953        | <b>250,6</b> | 15:56'22.839              | 9     | 23.669        | 37.377        | 32.054        | 20.142        | 1'53.242        | <b>252,9</b> | 15:55'42.583 |
| 10                        | 24.421        | 38.681        | 33.306        | 21.098        | 1'57.506        | 249,4        | 15:58'20.345              | 10    | 23.867        | 38.118        | 31.880        | 20.012        | 1'53.877        | 235,8        | 15:57'36.460 |
| 11                        | 24.301        | 38.421        | 33.543        | 20.559        | 1'56.824        | 248,3        | 16:00'17.169              | 11    | 23.406        | 37.086        | 31.797        | 20.021        | 1'52.310        | 250,6        | 15:59'28.770 |
| 12                        | 24.550        | 38.758        | 33.540        | 20.557        | 1'57.405        | 246,0        | 16:02'14.574              | 12    | 23.301        | 37.142        | <b>31.663</b> | 20.043        | <b>1'52.149</b> | 251,2        | 16:01'20.919 |
| 13                        | 24.341        | 38.808        | 33.871        | 20.510        | 1'57.530        | 246,0        | 16:04'12.104              | 13    | 23.366        | 37.198        | 31.935        | <b>19.949</b> | 1'52.448        | 250,6        | 16:03'13.367 |
| 14                        | 24.114        | 38.363        | 35.001        | 20.601        | 1'58.079        | 247,7        | 16:06'10.183              | 14    | 23.401        | <b>36.996</b> | 31.775        | 19.998        | 1'52.170        | 251,2        | 16:05'05.537 |
| 15                        | <b>24.014</b> | <b>38.348</b> | <b>32.909</b> | 20.766        | <b>1'56.037</b> | 248,3        | 16:08'06.220              | 15    | 23.342        | 37.268        | 31.795        | 20.030        | 1'52.435        | 250,6        | 16:06'57.972 |
| Tempo di gara 33'21.129   |               |               |               |               |                 |              |                           |       |               |               |               |               |                 |              |              |

| 64 L. LOSONCZY (1'53.407) |               |               |               |               |                 |              | 73 G. MANOLIO (1'56.187) |                         |        |          |          |          |          |              |              |
|---------------------------|---------------|---------------|---------------|---------------|-----------------|--------------|--------------------------|-------------------------|--------|----------|----------|----------|----------|--------------|--------------|
| Giro                      | Seg.1         | Seg.2         | Seg.3         | Seg.4         | T. Giro         | Local Time   | Giro                     | Seg.1                   | Seg.2  | Seg.3    | Seg.4    | T. Giro  | km/h     | Local Time   |              |
| 1                         |               | 38.430        | 33.019        | 20.392        | 2'01.219        | 15:36'46.310 | 1                        |                         | 40.788 | 35.429   | 27.397   | 2'19.560 |          | 15:37'04.651 |              |
| 2                         | 34.289        | 1'05.314      | 1'00.199      | 38.418        | 3'18.220        | 174,5        | 15:40'04.530             | 2                       | 37.271 | 1'03.800 | 1'03.384 | 42.289   | 3'26.744 | 152,5        | 15:40'31.395 |
| 3                         | 41.286        | 1'01.270      | 59.895        | 36.461        | 3'18.912        | 136,7        | 15:43'23.442             | 3                       | 42.711 | 54.473   | 1'00.927 | 38.875   | 3'16.986 | 104,4        | 15:43'48.381 |
| 4                         | 44.215        | 56.130        | 48.213        | 26.825        | 2'55.383        | 106,8        | 15:46'18.825             | 4                       | 43.404 | 51.105   | 42.550   | 21.708   | 2'38.767 | 117,0        | 15:46'27.148 |
| 5                         | 24.593        | 38.011        | 32.685        | 20.434        | 1'55.723        | 233,8        | 15:48'14.548             | 5                       | 26.650 | 41.286   | 33.829   | 20.521   | 2'02.286 | 229,8        | 15:48'29.434 |
| 6                         | 23.577        | 37.390        | 32.401        | 20.397        | 1'53.765        | 247,7        | 15:50'08.313             | 6                       | 24.470 | 38.992   | 33.823   | 20.567   | 1'57.852 | 248,3        | 15:50'27.286 |
| 7                         | <b>23.376</b> | <b>37.248</b> | 32.443        | <b>20.340</b> | <b>1'53.407</b> | 248,3        | 15:52'01.720             | 7                       | 24.484 | 38.945   | 34.167   | 20.634   | 1'58.230 | 248,3        | 15:52'25.516 |
| 8                         | 24.091        | 37.596        | <b>32.284</b> | 20.382        | 1'54.353        | 247,7        | 15:53'56.073             | Tempo di gara 32'12.881 |        |          |          |          |          |              |              |
| 9                         | 23.836        | 37.310        | 32.507        | 22.539        | 1'56.192        | 244,9        | 15:55'52.265             |                         |        |          |          |          |          |              |              |
| 10                        | 23.633        | 37.553        | 32.421        | 20.383        | 1'53.990        | 248,3        | 15:57'46.255             |                         |        |          |          |          |          |              |              |
| 11                        | 23.548        | 38.244        | 32.369        | 21.023        | 1'55.184        | <b>250,6</b> | 15:59'41.439             |                         |        |          |          |          |          |              |              |
| 12                        | 23.515        | 38.958        | 32.574        | 20.461        | 1'55.508        | 246,6        | 16:01'36.947             |                         |        |          |          |          |          |              |              |
| 13                        | 23.862        | 37.465        | 32.385        | 20.476        | 1'54.188        | 247,1        | 16:03'31.135             |                         |        |          |          |          |          |              |              |
| 14                        | 24.233        | 38.432        | 32.658        | 21.857        | 1'57.180        | 243,2        | 16:05'28.315             |                         |        |          |          |          |          |              |              |
| 15                        | 24.044        | 37.767        | 32.705        | 20.614        | 1'55.130        | 243,8        | 16:07'23.445             |                         |        |          |          |          |          |              |              |
| Tempo di gara 32'38.354   |               |               |               |               |                 |              |                          |                         |        |          |          |          |          |              |              |




**ACI Racing Weekend Imola, 22-23 Aprile 2023**
**TCR Italy - Analisi Tempi Gara 1**

Start at 15:34'45.091

|    |               |               |               |               |                 |              |              |
|----|---------------|---------------|---------------|---------------|-----------------|--------------|--------------|
| 8  | 24.578        | 39.215        | 33.533        | 20.534        | 1'57.860        | 247,1        | 15:54'23.376 |
| 9  | 26.215        | 38.631        | 33.448        | 20.482        | 1'58.776        | <b>248,8</b> | 15:56'22.152 |
| 10 | 24.367        | 38.474        | 33.402        | 20.432        | 1'56.675        | 245,5        | 15:58'18.827 |
| 11 | 24.398        | 38.769        | 33.573        | 20.453        | 1'57.193        | 246,0        | 16:00'16.020 |
| 12 | <b>24.224</b> | 38.698        | 33.192        | 20.496        | 1'56.610        | 246,6        | 16:02'12.630 |
| 13 | 24.459        | 39.104        | 33.042        | <b>20.346</b> | 1'56.951        | 237,9        | 16:04'09.581 |
| 14 | 24.479        | <b>38.393</b> | <b>32.843</b> | 20.472        | <b>1'56.187</b> | 233,3        | 16:06'05.768 |
| 15 | 24.303        | 38.483        | 33.416        | 20.539        | 1'56.741        | 243,2        | 16:08'02.509 |

Tempo di gara 33'17.418

**76 A. COMTE (1'52.972)**

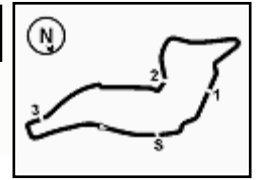
| Giro | Seg.1         | Seg.2         | Seg.3         | Seg.4         | T. Giro         | km/h         | Local Time   |
|------|---------------|---------------|---------------|---------------|-----------------|--------------|--------------|
| 1    |               | 38.868        | 33.486        | 21.268        | 2'04.298        |              | 15:36'49.389 |
| 2    | 34.666        | 1'05.270      | 1'00.277      | 40.150        | 3'20.363        | 177,9        | 15:40'09.752 |
| 3    | 41.757        | 59.700        | 59.063        | 38.975        | 3'19.495        | 145,2        | 15:43'29.247 |
| 4    | 41.720        | 55.700        | 47.061        | 26.091        | 2'50.572        | 134,3        | 15:46'19.819 |
| 5    | 24.876        | 37.868        | 32.842        | 20.360        | 1'55.946        | 231,8        | 15:48'15.765 |
| 6    | 23.828        | 37.959        | 32.319        | <b>20.098</b> | 1'54.204        | 247,1        | 15:50'09.969 |
| 7    | 23.675        | 37.511        | 32.087        | 20.130        | 1'53.403        | <b>250,0</b> | 15:52'03.372 |
| 8    | 23.706        | 37.133        | 32.437        | 20.196        | 1'53.472        | 247,1        | 15:53'56.844 |
| 9    | 23.770        | 37.381        | 32.314        | 20.870        | 1'54.335        | 247,7        | 15:55'51.179 |
| 10   | <b>23.568</b> | 37.113        | 32.096        | 20.210        | 1'52.987        | 248,8        | 15:57'44.166 |
| 11   | 23.722        | <b>37.112</b> | 32.308        | 20.164        | 1'53.306        | 247,7        | 15:59'37.472 |
| 12   | 23.648        | 37.115        | <b>31.989</b> | 20.220        | <b>1'52.972</b> | 247,7        | 16:01'30.444 |
| 13   | 23.751        | 37.266        | 32.067        | 20.160        | 1'53.244        | 247,1        | 16:03'23.688 |
| 14   | 23.666        | 37.445        | 32.276        | 20.191        | 1'53.578        | 247,7        | 16:05'17.266 |
| 15   | 23.805        | 37.417        | 32.403        | 20.281        | 1'53.906        | 248,3        | 16:07'11.172 |

Tempo di gara 32'26.081

**77 S. PUSSIER (1'55.392)**

| Giro | Seg.1         | Seg.2    | Seg.3    | Seg.4         | T. Giro         | km/h         | Local Time   |
|------|---------------|----------|----------|---------------|-----------------|--------------|--------------|
| 1    |               | 39.866   | 33.444   | 22.931        | 2'09.384        |              | 15:36'54.475 |
| 2    | 38.971        | 1'04.013 | 1'01.730 | 41.202        | 3'25.916        | 139,9        | 15:40'20.391 |
| 3    | 41.274        | 59.075   | 59.215   | 38.326        | 3'17.890        | 106,0        | 15:43'38.281 |
| 4    | 44.097        | 51.735   | 45.055   | 24.109        | 2'44.996        | 104,4        | 15:46'23.277 |
| 5    | 24.968        | 38.263   | 32.865   | 20.414        | 1'56.510        | 234,8        | 15:48'19.787 |
| 6    | <b>24.058</b> | 38.310   | 32.738   | <b>20.286</b> | <b>1'55.392</b> | <b>248,3</b> | 15:50'15.179 |

Tempo di gara 15'30.088



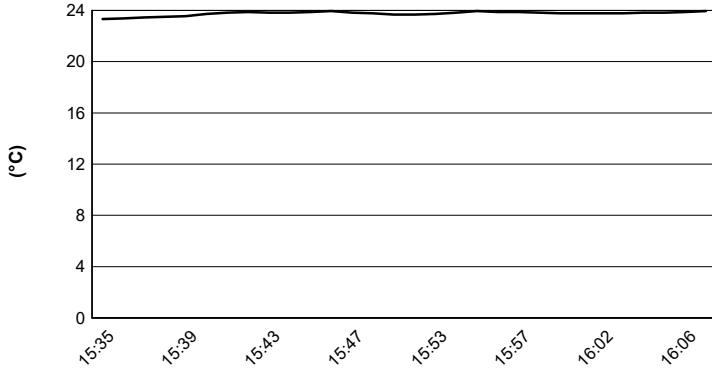
Imola Circuit 4.909 m

# ACI Racing Weekend Imola, 22-23 Aprile 2023

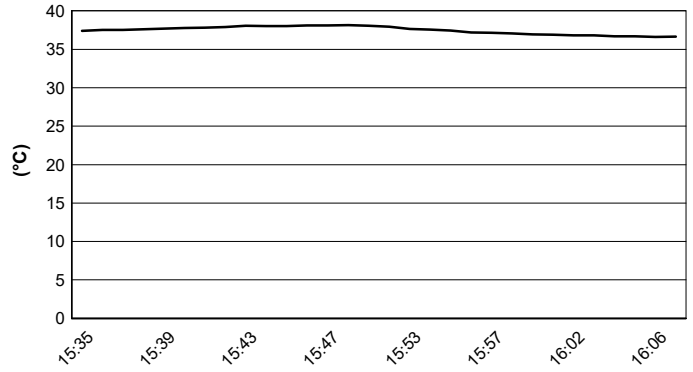
## TCR Italy - Meteo Gara 1

Session started 15:35 - Session ended 16:08

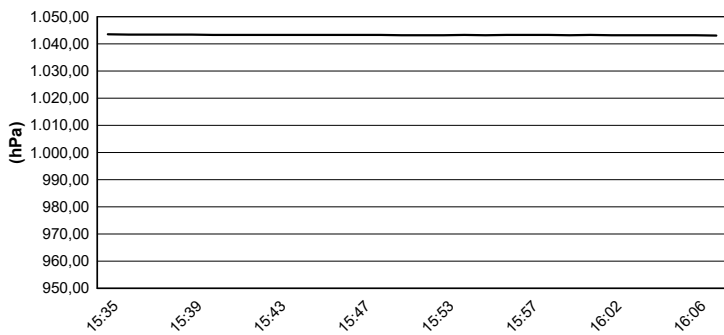
### Air Temperature



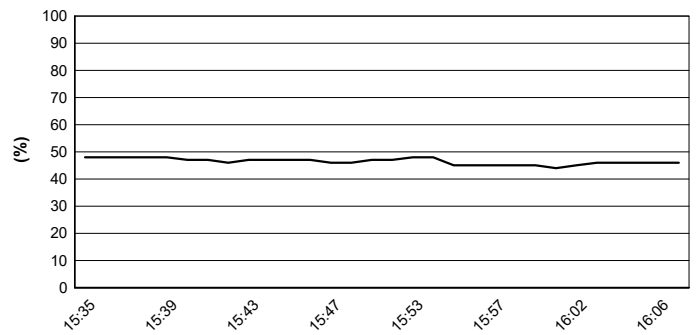
### Track Temperature



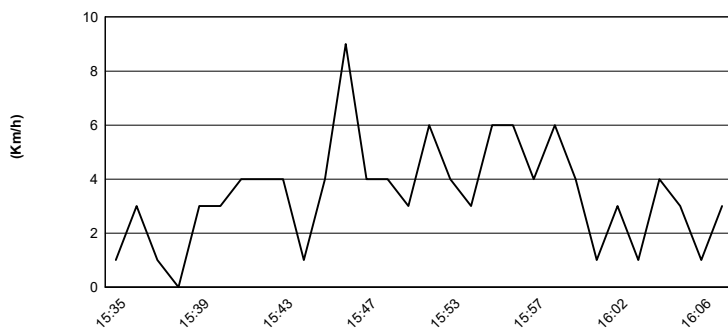
### Air Pressure



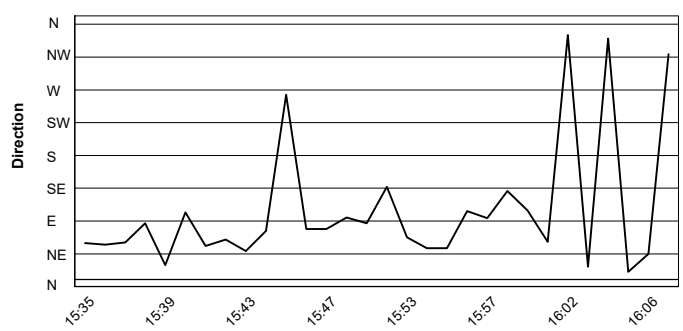
### Humidity



### Wind Speed

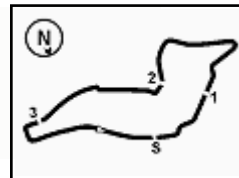


### Wind Direction



22/04/2023





Imola Circuit 4.909 m

**ACI Racing Weekend Imola, 22-23 Aprile 2023**  
**TCR Italy - Griglia Gara 1 (Durata: 30' +1 Giro)**

|    |               |         |          |    |                  |         |    |
|----|---------------|---------|----------|----|------------------|---------|----|
| 73 | MANOLIO G.    | Hyundai | 2'00.182 | 13 | VISDOMINI A.     | Audi    | 17 |
| 48 | NATALONI N.   | Audi    | 1'58.886 | 33 | CHIRIGUT H.      | Honda   | 16 |
| 34 | SCAMARDI G.   | Hyundai | 1'54.140 | 16 | CARTIA G.        | Hyundai | 15 |
| 67 | PELLEGRINI M. | Audi    | 1'53.925 | 21 | GUIDA N.         | Audi    | 14 |
| 10 | PAOLINO F.    | Audi    | 1'53.627 | 41 | FERNANDEZ V.     | Audi    | 13 |
| 30 | BARBERINI C.  | Cupra   | 1'53.457 | 11 | REDUZZI D.       | Hyundai | 12 |
| 77 | PUSSIER S.    | Cupra   | 1'53.383 | 4  | GURRIERI R.      | Cupra   | 11 |
| 2  | MASSARO R.    | Hyundai | 1'53.138 | 40 | ANTTI R.         | Honda   | 10 |
| 69 | RAFFAELE F.   | Audi    | 1'52.952 | 19 | FERNANDEZ F.     | Audi    | 9  |
| 44 | IMBERTI M.    | Hyundai | 1'52.768 | 8  | BABUIN D.        | Audi    | 8  |
| 76 | COMTE A.      | Cupra   | 1'52.156 | 37 | LOPEZ BOLOTIN S. | Audi    | 7  |
| 27 | VOLT R.       | Honda   | 1'51.962 | 12 | FERNANDEZ R.     | Audi    | 6  |
| 25 | ROCCA P.      | Honda   | 1'51.867 | 9  | PARK J.          | Hyundai | 5  |
| 5  | POLONI M.     | Audi    | 1'51.591 | 64 | LOSONCZY L.      | Hyundai | 4  |
| 72 | GIROLAMI F.   | Audi    | 1'51.435 | 14 | JELMINI F.       | Audi    | 3  |
| 23 | VAHTEL M.     | Honda   | 1'51.067 | 1  | LANGEVELD N.     | Honda   | 2  |
|    |               |         |          | 18 | BUTTI M.         | Hyundai | 1  |

